

Great South Bay Quilters Guild Newsletter



April, 2022 • Volume 38 • Issue 4

P.O. Box 5, Islip NY 11751

Mission Statement:

The Great South Bay Quilters' Society, Inc. is a non-profit organization dedicated to furthering an interest in quilting, encouraging the preservation of our quilt heritage, and offering year round instructional opportunities for its members.

Club Officers

President	Joan Dlouhy
Vice President	Sarajeon Palese
Recording Secretary	Olive Archer
Corresponding Secretary	Carol Garbarino
Treasurer	JoAnn Incalcaterra

Committee Members:

Baby Quilt	Olive Archer
Community Service Coordinator	Donna Ketcham
Facilities	Joan Dlouhy
Historian	Dottie Christofor
Hospitality	MaryAnn Leonard
Immediate Past President	Carol Kollmer
Membership	Kim Young
Name Tag Raffle	Rose Alvarado
Newsletter	Mary-Ellen Ransom
Raffle	Gerrie Fitzpatrick
Website	Joan Dlouhy

Newsletter Submissions:

Please feel free to email your thoughts, pictures, favorite links to quilting and fabric websites, recipes, etc., to mransom699@aol.com. Or hand them to me at our meetings.

We would all love to see your ideas in upcoming newsletters!

Springtime!

A Message from Our President

Since the last issue of this newsletter, a lot has happened in our guild! Firstly I want to congratulate Lill Dowling on becoming our inaugural Lifetime Member, and also on the occasion of her 98th birthday! Although Lill is no longer able to attend our monthly meetings, she is with us in spirit. We will never forget her joyous laughter and tales of her sewing projects and family memories. Thank you to all who sent her birthday cards to commemorate her special day. For any of our other "esteemed" members who might be eligible for Lifetime Member status, please see me or JoAnn so we can induct you into this as well.

As I write this, things are moving along nicely on our fundraiser for Ukrainian relief efforts. Gerrie came up with the idea to help our friends in Ukraine who are suffering so much. Her beautiful quilt has been passed along to many of our members who are helping to finish it to be ready for our raffle. Raffle books are available at tonight's meeting and I am asking everyone to please do their best to sell as many tickets as possible. The more tickets we sell, the more money we will raise to send to Saints Peter and Paul Ukrainian Orthodox mission, located in West Islip. They are thrilled that we are undertaking this project and have assured us that the proceeds will go to the many people who are in such desperate need. The drawing for this quilt will take place at our June meeting.

Quilt Camp was lots of fun, with members taking classes on a yo yo ornament, cathedral windows pillow and the lap robe quilt. Thanks to Stephanie and Donna B. for donating their time in teaching their classes, to SaraJean for organizing and running our "camp", to Gerrie for providing the raffles, and to Audrey and JoAnn I. for providing the refreshments.

I look forward to tonight's meeting and welcome Steve from SewRite as our guest presenter. He has addressed our membership before and always has useful and informative tips for us as we continue learning our craft.

Lastly, a big hug to MaryEllen for once again creating such a beautiful and informational newsletter. I am continually amazed at her artistic and entertaining page layouts. She puts much time and effort into this publication so make sure to thank her (and send along articles to her) as well.

Happy Quilting!

Joan Dlouhy
President, GSBQ

Lillian Dowling Receives First Great South Bay Quilters Lifetime Membership Award


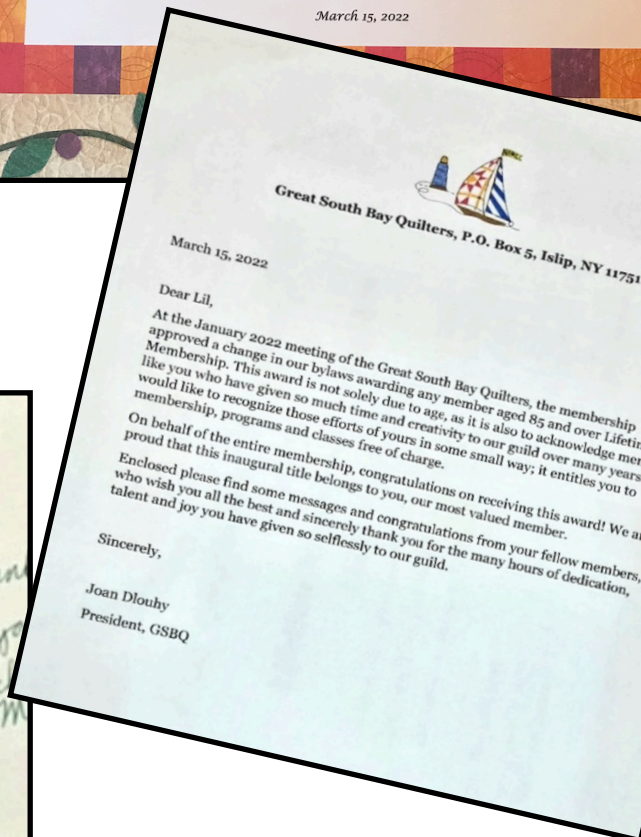
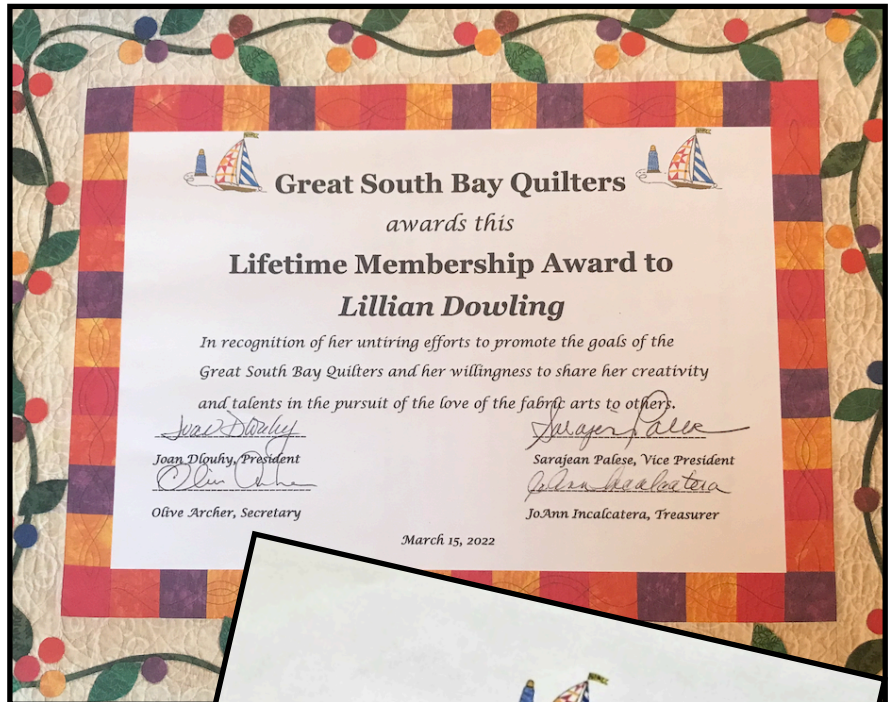


After 39 years of quilting with the Great South Bay Quilters, as well as being a founding member and a former President of the organization, it seemed only fitting that Lillian Dowling should become the first recipient of the Great South Bay Quilters Lifetime Membership Award!

While we are sure that awards never played into Lillian's desire for quilting excellence, drive to share her quilt knowledge with others on the south shore of Long Island, and generosity of spirit that led to decades of community service, we cannot think of anyone more deserving.

So many of you have also reached out to wish Lillian a very Happy 98th Birthday!!!

What milestones in life and in quilting. We love you, dear Lil!



Great South Bay Quilters Spearhead

Quilt Raffle to Benefit Ukraine

We know some projects take a village, and Great South Bay Quilters are a village in times of need.

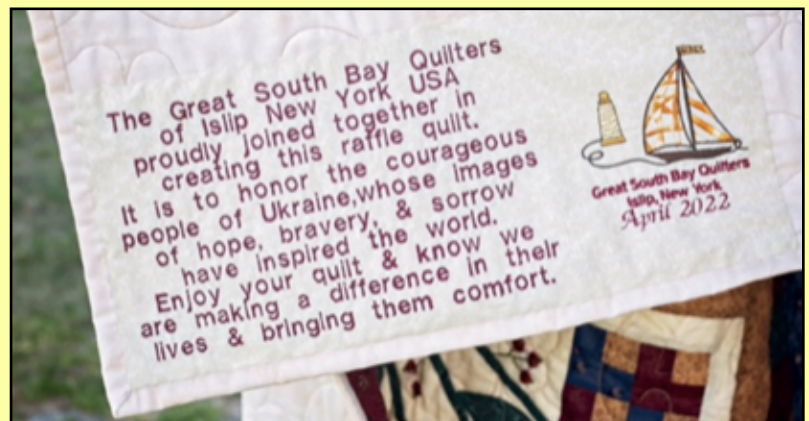
This raffle quilt is the brainchild, and original project, of Gerrie Fitzpatrick. It was packed away with some other items that had long lost their excitement for her...perhaps meant to be discovered when it could do the most good!-

Gerrie came up with the original idea, and became the general organizer of this fundraiser. Enter Sandy Kowalchuk, who added embroidery. Linda Linsenbarth donated the backing fabric, and Kim Young donated the batting and professionally quilted the quilt. Audrey Collins and Ronnie Alper applied the binding and hand-stitched it in place,

After going to four printers, Joan and Audrey were able to get a great price for both printing and assembly into books. JoAnn is organizing the spreadsheet for the raffle books. In the meantime, Cindy Carroll reached out to Sts. Peter and Paul Ukrainian Mission in West Islip to describe the project. This is where the funds we raise will be donated. All proceeds go directly to Ukrainian relief.

We will have raffle ticket books available at the April meeting and are asking all members to do their best in selling as many as they can to help in this effort. The drawing for the quilt will be at the June meeting. Let's do our best to help!

Questions? Do not hesitate to reach out to Joan or JoAnn. They are more than happy to get you more tickets or information.



Pillow Talk: From the Cathedral Windows Class At Quilt Camp This Year

What an excellent class at Quilt Camp 2022! Joan describes this pillow as easy, and just a bit on the challenging side if you decide to fussy cut the pieces revealed by the windows.

Joan broke down each step so that it was a very simple process to follow, and the finished products speak for themselves!

Anyone looking to add an impressive pillow to their decor, or use up some charm packs, a piece of fabric with 4-5 inch motifs, or just some coordinating fat quarters and some contrasting yardage, I am sure you can ask Joan for the instructions. You may have to wait until next year for her one-on-one coaching and attention and assistance that makes GSBQ Quilt Camp so special!

Pictured: Large photo with reindeer, Joan Dlouhy. Top to Bottom: New York City Buildings by Cindy Carroll, Pastel Flower Garden by Joan Munro, Blues with Butterflies by Joan Dlouhy (you can't make just one!), and Retro Candy by Mary-Ellen Ransom.

Hopefully more will be revealed at this month's meeting!

Ed. Note: I adored this class. Thank you so much, Joan! I have never actually done Cathedral Windows, and had a blast!





My Special Sewing Someone



A special sewing someone doesn't have to be someone you grew up with, or even have known most of your life. The person can be someone who just opens your eyes to something about sewing that you never considered before, regardless of how long you've know each other.

This month, my special sewing someone is Providence Block. We were just chatting about things that are interesting for the Newsletter, and I asked about her favorite pincushion. Well! She told me something about her pincushion I still have trouble imagining!

Her pincushion is an old tomato type pincushion. The ones we have all had hanging out forever! And even when we get gorgeous ones made by Gerrie, we still don't want to throw them away.

A slight digression: every year since about 1976 my parents would play a VHS of "1776." One of the plot lines involves John Adams asking Abigail to make him gunpowder to win the war. She responds that she won't do so until he buys her pins to sew with. There is a shortage of pins in Massachusetts Bay Colony. (This is also where one of my favorite lines of all time comes from, when she sees the look on his face and says, "Don't smirk at me, you egotist!")

Anyway, back to Providence and her pincushion. Before throwing it out, she opened it up! Cut the fabric and looked inside at the stuffing. Do you know what she found??? 68 needles! You know, the way they migrate into the cushion and disappear because they don't have pin heads? 68 of them!!! And how many times have we all said: I have a million needles in those house...and I can't get my hands on ONE of them to sew a button on!

POLL QUESTION:

Have you ever had a sewing revelation after chatting with a sewing pal? Please share!!!



Email: mransom699@aol.com to be included in our next GSBQ newsletter!

Recipe: **Katherine Hepburn Brownies (Rich but not too sweet)**



From the Kitchen of: **Mary-Ellen Ransom (via Kate's recipe)**



1 stick unsalted butter

1 tsp vanilla

1 cup sugar

Pinch of salt

2 eggs

1 cup coarsely chopped

1/4 cup all-purpose flour

walnuts or pecans

1/2 cup cocoa

1. Preheat oven to 325 degrees. 2. Melt the butter on low heat and mix with the cocoa. You can use either a small pot on the stove or a glass bowl in the microwave. 3. Add the sugar and make sure the mixture is not hot.. 4. Mix in the eggs and vanilla. You can use a whisk, or a spoon or fork 5. Add flour, salt, and nuts. Stir until combined. 6. Pour into an 8" x 8" pan. 7. Bake in oven for about 40 minutes or until a toothpick inserted in the middle of a muffin comes out clean. Cool before cutting.



Mug Rug Swap!

Who doesn't love a chance to make a mug rug!
In February, Sarajeon organized a fun project: participants wrote down two things that they loved on index cards, such as tea, gardening, strawberries, etc.

Sarajeon collected the cards and put them in a bag. Next, participants chose someone else's card...and made a mug rug that their chosen

person would enjoy. The reveal in March was wonderful! Such a talented group of ladies, and a quick project that gave as much joy to those making it as those that received them.

Lovely work, quilters! And apologies to those who aren't pictured: send in your mug rug, and I will put in our next Newsletter!



Quilt Raffle For Ukraine



Now - June 21, 2022

Please see JoAnn or Joan for raffle ticket books. Raffle winner will be selected at our June meeting. All proceeds will go directly to benefit the country of Ukraine.

By the Yard®

© 2022 Jennifer Lopez





QUILT CAMP

GSBQ STYLE





Quilt Camp is back! And everything it has always been...food, fun, and fabulous projects! In addition to a wonderful job of organization and set-up, Sarajeau treated us to a scrumptious coffee cake!

Pillows, quilts, and sewing made the hours fly. Such great projects, and great teachers! Thank you to all who worked and planned to pull this day off... we all had a fantastic time!



Quilt camp was a huge success. The energy in the room was amazing. When we do what we love the light shines on us. Thank you to all who participated.
One last note to the ladies who sampled my crumb cake you were all so kind considering I left out a cup and a half of sugar in the crumb mixture ugh! That is what happens when you try to do too much!
Sarajeau Palese
Vice President, GSBQ



54-40 or Fight: Perfect Points or Frustration?

Have you ever done a quilt with the 54-40 or Fight block? How did you like it? Switching from half-square triangles to 60 degree triangles can be a challenge! But what if you are using an accepted expert's ruler, and it just doesn't deliver those crisp and perfect points you are looking for?

I was trying to inspire some quilters to sew some donation quilts with 54-40 or Fight blocks alternating with Shoo Fly blocks for some interesting circular movement and a bit of a challenge. Should be fun, right?

Except they were using the Fons & Porter 60 degree triangle ruler...and the points weren't tapering to the edges—well, technically to 1/4" of the edges!


Templates weren't an option, because different quilters have different widths of pencil marks and cutting accuracy.

They looked up Missouri Star ideas... and they found a video on this block: although their points were worse! They posted a video called "Make a "54-40 or Fight Freestyle" Quilt with Jenny from the Missouri Star Quilt Co." She is pictured in the third photo at right. Surprise! It uses the Fons & Porter 60 degree ruler! It's cute, but it doesn't have perfect points!

In the Eleanor Burns quilt she is pictured with, you can see her red star points are absolutely perfect!

I measured Eleanor's Square in a Square ruler...it has a 53 degree angle! I would have been so much happier if the angle were 54 degrees, since the block is supposedly named for a latitude describing the US/Canada border.

by Mary-Ellen Ransom



Gerrie's Birthday Corner

Very Happy Birthday wishes are extended to our members with Birthdays in April and May!!

April: Lin Thomasino
Linda McIvor
Cathy Genova

May: Ann Kalif
Olive Archer
Donna Ketcham

Thanks for keeping this list, Gerrie, and for the goodies! If you aren't on Gerrie's list, reach out to her now!



Favorites on the Internet

From Sandie Kowalchuk: A super cute and handy reference to Quilt Shops in the 48 contiguous states! Print, laminate and keep in your glove compartment...with your Quilt Sampler Passport you will never miss another quilt shop in your travels! Thanks, Sandie!

<https://bit.ly/QuiltSamplerPassport>



Ed. Note: We are using a PDF format so that most of you can access the content easily. Hopefully we can get links to work in the future!



Special Thanks to:

Cindy Carroll, Gerrie Fitzpatrick, Sandie Kowalchuk, Joan Dlouhy, Sarajeon Palese, Joan Munro, Dottie Christopher, Kim Young, Linda Linsenbarth, Ronnie Alper, Audrey Collins, Joann Incalcaterra, and everyone who offered content, ideas, words of encouragement, quilt raffle assistance and proofreading skills!

The GSBQ Newsletter is YOUR newsletter...please contribute or share your words, thoughts, links and pictures!