

Great South Bay Quilters Guild Newsletter



December, 2022 • Volume 39 • Issue 2

P.O. Box 5, Islip NY 11751

Mission Statement:

The Great South Bay Quilters' Guild is a 503 C non-profit organization dedicated to furthering an interest in quilting, encouraging the preservation of our quilt heritage, and offering year round instructional opportunities for its members.

Club Officers:

President	Joan Dlouhy
Vice President	Dawn Zaffuto
Recording Secretary	Olive Archer
Corresponding Secretary	Susanne Pers
Treasurer	JoAnn Incalcaterra

Committee Members:

Baby Quilt	Olive Archer
Community Service Coordinator	Donna Ketcham
Facilities	Joan Dlouhy
Historian	Dottie Christofor
Hospitality	MaryAnn Leonard
Immediate Past President	Carol Kollmer
Membership	Cindy Carroll
Name Tag	Rose Alvarado
Newsletter	Mary-Ellen Ransom
Raffle	Stephanie Conley
Website	Joan Dlouhy

Newsletter Submissions:

Please feel free to email your thoughts, pictures, favorite links to quilting and fabric websites, recipes, etc., to mransom699@aol.com. It would be great if you put GSBQ Newsletter in/on it! Or hand your them to me at our meetings.

We would all love to see your ideas, thoughts and photos in upcoming newsletters!

Happy Holidays!

It's the season of giving, and I wish to thank all of you who participated in our November Bountiful Bags project! On Giving Tuesday, I went to Family Service League with Donna K., Dawn Z., and "honorary guild member" Joe Pers (Susanne's husband) and donated 11 (large) boxes of toys and toiletries! The day before I brought three boxes of toiletries to St. Patrick's Hospitality Center as they were completely out of these personal items for the hundreds of people they serve. All of the volunteers at both places were so grateful and wanted me to send their heartfelt thanks to you all. I estimate we filled over 700 bags! Your generous and caring spirits have brought joy to so many in need. Thank you, thank you.

In this issue you will find a new section, Members Marketplace, where you are able to list, without charge, a personal sewing or quilting item for sale.

Please email MaryEllen if you have an item you'd like to post, and if you see something you'd like to purchase, please contact the seller directly.

We also have the return of advertisers in this newsletter. Please remember to patronize these shops as they so have so graciously agreed to support our guild in this way. Many thanks to Corresponding Secretary Susanne Pers who worked so diligently with the shop owners in placing their ads.

I wish you all a joyous holiday season, and a healthy, prosperous 2023!

Joan Dlouhy
President, GSBQ



A Message from Our Vice President

It is that time of year where everyone is hustling and busting to get things done, visit loved ones and try to maintain some semblance of sanity. (At least for me.) At our December meeting we will have our homestyle holiday party!! Everyone will get a chance to relax and enjoy!

As we all heard from Donna Ketcham at an earlier meeting, many of our community service quilts were delivered over the summer. While most of us are driven to give quilts, and sometimes toys and hygiene items, to the community because we find sharing so rewarding, it is always nice to receive a written thank you note like the one we received from Mercy Center Ministries in Patchogue. It is hard to feel anything but thankful, even while going through our

own tribulations, when we hear of others so much less fortunate.

I am going to skip ahead to upcoming events. On January 28th, we have the Scrap Crazy workshop run by Gerrie Fitzpatrick and Cathy Genova. Then on February 11th our Donna Belford will run the lap robe workshop. Please sign up for these events at the December meeting so we can get an idea of attendance. Both workshops will be enjoyable.

I wish you all a happy, healthy, and peaceful December and new year ahead!

Down Zaffuto
Vice President, GSBQ

Party Reminders!


Don't forget to bring whatever food item you signed up for! There are no means to heat food at the facility, so bring hot dishes already heated.



Also, remember your sewing related grab bag if you wish to participate in the fun.



Hither and Yon On the Road with Community Service



From August 17th, 2022 Pat Mahar and I set out at 9:30 AM to distribute our guild's donation quilts. First stop at Patchogue's Mercy Center was unsuccessful and will be rescheduled when the woman who deals with donations returns from vacation. Sixteen baby and youth quilts will go there.

On the road again, we head for Central Islip's Family Service League. Up the elevator, loaded down with 16 assorted children and adult quilts...On the eighth floor we greet the three excited receptionists who bless us and receive our donation.

Next stop is in Brentwood at Maria Regina where we receive

oooo's and ahhh's and more blessings as 16 adult quilts are left for their residents.

Ever onward to the Family Service League's office in Bay Shore where we leave ten quilts made in memory of our long-time member, Pat Marcoux.

Are you tired yet? We were! A lunch stop at the Hometown Café in East Islip revived us for our last stop at Momentum in East Islip. The receptionist thanked us for our 16 quilts.

So that ends our Islip Town tour. Except...as of this submission...there are 13 quilts still to be delivered to some deserving veterans

That's a grand total of 87 quilts that have been lovingly made by our guild for 2022. Please accept the thanks and blessings given to us from the organizations we helped. Special thanks to Pat Mahar for helping with the sorting and delivery. Thanks to Rose for collecting quilts at the December meeting. Thanks to those of you who go above and beyond what is asked and donate more than one quilt. Joyce made about 20 quilts for donation this year! A gold star for you!

Donna Ketcham
Community Service
Coordinator, GSBQ



Quest for Better Sewing: Scant 1/4" Seam Test!

If you listen hard enough, you can almost always hear quilters, even at GSBQ meetings, asking how they can perfect the 1/4-inch seam, or improve their quilt blocks.

This little test is probably all over the internet, and it has been covered on most quilting TV shows, as well as in magazines with Tips & Tricks.

The funny thing is, I often suggest it, and other quilters just as often don't bother doing it. They want a special foot, or a special gadget, or tape, post-it notes, etc., to make their seams accurate and consistent. Also funny? Those who do this test really improve, and are thrilled to share their progress.

It is very simple to do:

1. Accurately cut two 3 1/2 inch squares.
2. After cutting, measure them to make sure they really are 3 1/2 inches square. Recut if not! And check again.
3. Place the squares right sides together. Sew a scant 1/4 inch seam as you prefer to do.

4. Press the sewn squares closed to set the seam.
5. Press the seam towards the darker fabric, or towards one side if your squares are the same fabric
6. Measure your sewn piece: Does it measure 6 1/2 inches x 3 1/2 inches exactly? It should!

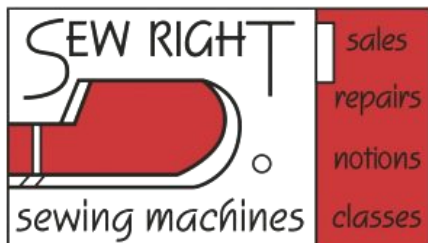


If your test squares do not measure exactly 6 1/2 inches exactly, adjustments must be made! Feel free to report back with photos, and we will see what the problem is!

Obviously, though, if your test piece measures MORE than 6 1/2 inches, your seam is too narrow. And if it measures LESS, your seam is too wide.

If your seam starts narrow and gets wider, I bet you were distracted in the middle of the seam, or figured it was just fine so you could go faster. It happens to us all!

Good luck with your test. It only should take about a half hour or so, and it is a great way to diagnose your trouble with scant 1/4 inch seams!

Mary-Ellen Ransom



223-20 Union Turnpike
Bayside, NY 11364
718.468.5858

www.sewright.com

Tue - Fri: 10AM - 6PM

Sat: 10AM - 5PM

NYC's and Long Island's only multi-line dealer of:

baby lock[®]
BERNINA
brother[™]
JUKI[®]
PFAFF
Husqvarna
VIKING[™]

WE ALSO OFFER THE FOLLOWING:

- Sewing and Embroidery Machines
- Multineedle Embroidery Machines
- Longarms
- Sergers and Overlockers
- Service and Repairs
- Machine Training
- Classes
- More than 2,000 Bols of Quilting Cotton
- Pre-cut Fabrics
- Patterns
- Notions

Show us this ad at your next in-store visit for



No minimum purchase required. May be applied to any regular priced items. Only ONE use per customer per day may be redeemed. Can not be combined with gift card redemption or gift card purchase. No cash value. No cash back. Expires 12/31/23.

Historical Site Holiday Tour

Susanne Pers recently went on a holiday tour of Sagtikos Manor in Bay Shore. She shared the following:

In one of the rooms, they featured this quilt that hold cards. It looks similar to the design Joan taught for the Cathedral Window pillow workshop. Thought it was an interesting item, and I love that it has an additional purpose!



Thanks for submitting this, Susanne! You have a terrific eye: it does seem to have the basic diagonal folded squares as a building block of the quilt, just like the Cathedral Windows pillow Joan taught us!

Favorites on the Internet

GSBQ member Anita Hayes uses the internet in all kinds of ways, and recommends you LISTEN UP! She submitted the following:

Do you love to talk about everything-quilting? I do! I can talk and listen to anything and everything about quilting and sewing. So that's why I was so excited to find quilters and makers to listen to on the radio! The I Heart Radio app is on my smartphone.



It's so easy! You may think it is for listening to radio stations or music, and it is! But it also has a lot of people talking about what they love.

Open up your radio app and type in "quilt" at the top. I found "Make and Decorate" by Stephanie Socha and now I listen while I am walking or while I am in my sewing room. She has interviews with people who quilt, who design fabric, who know about sewing machines, and it's wonderful to listen

to their stories and how they got started. One of the interviews is with Leah Day. She tells her story of how she became a quilter and then a long-arm quilter and salesperson. It has been a journey that is now a business that she owns with her husband and children.

Another blog I found was by the Westchester County, NY, Arts Center. They interviewed people who made a living working in the sewing industry. The interviews are fascinating and historical. It's fun to reminisce with them about what the industry was like in New York and also the people, usually our mothers and grandmothers, who brought us our appreciation for sewing as a necessity and sewing as a fulfilling creative outlet. Try your radio app today!

Thanks for the info, Anita! We should try to Listen Up!



Ed. Note: Please send your suggestions for links or sites to mransom699@aol.com so we can share them in our next newsletter.

Member's



Sew Steady Extension Table for Brother VM5100 DreamCreator. 24" x24". Excellent condition. \$65.

See Joan Dlouhy

Viking Platinum 16 sit down, long arm quilting machine. Excellent condition. Also includes large quilting table made especially for machine, TruStitch stitch regulator (never used, still in box), external bobbin winder, large capacity bobbins, thread stand, numerous spools of thread and numerous quilting rulers. \$4200.

See Joan Dlouhy

Singer Featherweight Black 221 Sewing Machine with case, from a non-smoking house. It is dated according to the featherweight chart to be February 20, 1952. It is in excellent condition and it has been tuned up by The Riverhead Sewing & Vacuum Store. The receipt is available for you to view. The machine is a beauty and runs perfectly. It has its original bakelite electric power cord which is very flexible and its original bobbin case. It also comes with 4 bobbins and some needles and a straight stitch foot. It really shines. The gold is bright and shiny.

The carrying case is in good condition with just a few scratches and rub marks

on it and one corner is worn a little and the other 3 just have rub marks. It has no odor or smell at all. The handle is sturdy and the locks open and close, however the key is missing. Asking \$475 to a GSBQ member.

See Gerrie
516-398-2096
Irishgg123@gmail.com

To place an ad here in **Member's Marketplace**, just email your item for sale to mransom699@aol.com, along with your contact info. You may also give a written copy to Mary-Ellen at a meeting. Buyers must contact sellers directly. This is a FREE service for members. Next deadline is February 8, 2023.

GSBQ Meeting Dates: 2022-2023

Joyce Fitzpatrick Senior Center
Brookwood Hall, Irish Lane, East Islip NY

Date	Time	Type
Wednesday, December 14, 2022	6:30-9pm	Party!
Wednesday, January 18, 2023	6:30-9pm	Meeting
Saturday, January 28, 2023	9:30am-4pm	Scrap Crazy Workshop
Saturday, February 11, 2023	9:30am-4pm	Lap Robe Workshop
Wednesday, February 15, 2023	6:30-9pm	Meeting/ Quilt Challenge
Wednesday, March 15, 2023	6:30-9pm	Meeting
Saturday, March 25, 2023	9:30am-4pm	Quilt Camp
Wednesday, April 19, 2023	6:30-9pm	Meeting
Wednesday, May 17, 2023	6:30-9pm	Meeting
Wednesday, June 21, 2023	6:30-9pm	Meeting



Ed. Note: It is never too soon to sign up to bring cake, fruit or any yummy treat to a meeting!

Just chat with our wonderful Hospitality Chairperson MaryAnn Leonard. She will be more than happy to sign you up!



By the Yard®

© 2022 Jennifer Lopez



Upcoming Quilt Shows

QuiltFest Virtual Schoolhouse

January 25-28, 2023

Live - Online /

www.quiltfest.com

Mid-Atlantic Quilt Festival

February 22-26, 2023

Hampton Roads Convention Center, Hampton, VA

QuiltFest Greenville, SC

April 20-23, 2023

Greenville Convention Center, Greenville, SC

QuiltFest Virtual Schoolhouse

May 10-13, 2023

Live - Online / www.quiltfest.com

2022-2023 GSBQ Quilting Challenge

How Sweet It Is!

Update: GSBQ members are busy...no question! Cooking, organizing, sewing, caregiving, making appointments, keeping appointments...you name it, they do it!

And some are squirreling away time to work on their Quilting Challenge projects!

Projects aren't due until February, so there is plenty of time. In January you will get an entry number for your category.

If you have agreed to be a judge, you will get an update on that in January.

Enjoy the holidays, and the Challenge!



Special Thanks To:

Donna Ketcham, Anita Hayes, Dawn Zaffuto, Susanne Pers, Dottie Christofor, Gerrie Fitzpatrick, Joan Dlouhy, JoAnn Incalcaterra and all those who have submitted or shared their experiences and work, and have been so supportive of the Great South Bay Quilters newsletter!

Thank you to our advertisers, Sew Right Sewing Machines in Bayside and Patchworks Quilting in Sayville for their support.

Remember, submissions are loved and appreciated, and you can email, text, call or hand me your stories, tips and hints, links, book and website recommendations, and photos!

The Milestones feature now includes not only weddings, births, engagements and awards, but to also include any any accomplishments in sewing, quilting, life in general, or appreciation.

A quilt in Milestones is a bonus!

Don't forget recipes, your Special Sewing Someone, Rumors, or an introduction of yourself!

Email: mransom699@aol.com

Call: 631-859-0217



Patchworks Quilting

We'll be winding a bobbin for you!

Your place for Inspiration!

299 Raft Avenue • Sayville, NY • 11782
(631) 589-4187 • www.patchworks.com
comments@patchworks.com

Start the New Year Right With Two Terrific Workshops!

Scrap Crazy

Saturday, January 28
with **Gerry Fitzpatrick**
and **Cathy Genova**

Lap Robes

Saturday, February 11
with **Donna Belford**



Deadline to sign up is at the December meeting, so check your calender and be ready for some super sewing fun!



Milestones: Family and Friends



Not all milestones are happy, but they all sure are important just the same.

My mom was famous for her Chanukah cookies, in particular the decorations: I was only needed to help roll out the dough and juggle baking sheets into and out of the oven. She decorated each one lovingly, and delighted her grandchildren with cat-face icing pictures on the dreidels, and perfectly dispersed non pareils on others.

She often used the same dough to make linzer tortes for my dad, although she never made them with the Chanukah cookie cutters, and always with the hole on the top to see the filling!

The first time I was left to make these cookies without her, it was hard. I missed her terribly. But as I started

baking, the memories came flooding back. Even some inspiration...hence the linzer stacked dreidel cookies with jam filling!

The recipe is a simple sugar cookie recipe by Marie Bianco, but it is absolutely perfect. I'm pretty sure the secret is the mixture of nutmeg and lemon rind.

by Mary-Ellen Ransom

Ed. Note: Please send submissions for your family milestones to be included in our newsletter.

Old-Fashioned Sugar Cookies from Maria Bianco

4 cups all-purpose flour	1 cup butter, softened
1 teaspoon baking powder	1 1/4 cups granulated sugar
1/2 tsp. baking soda	1 egg
1/2 tsp. salt	3/4 cup sour cream
1/2 tsp. ground nutmeg	1 teaspoon vanilla extract
1 Tbs. grated lemon rind	

1. In a medium bowl combine flour, baking powder, baking soda, salt, nutmeg and lemon rind.
2. Cream butter and sugar. Add egg, sour cream, and vanilla.
3. Roll out dough on a lightly floured surface to 1/4-inch thickness and cut with floured cookie cutters. Transfer to a lightly greased cookie sheet using a broad spatula, and bake in a 375-degree oven for 10 to 12 minutes. Cool.
4. Frost with royal icing (consult basic cook book), colored sugar, sprinkles. Makes 60 cookies.



RUMOR MILL

Some of our members MAY have a variety of seeing and hearing issues, even if the tiniest comment mumbled under someone's breath always DOES seem to make it into the newsletter!

However, during this season of giving, it would be wonderful if, during our meetings, we take notice of the ambient noise and our positions when we show projects to others so that everyone can see and hear.

Some of us don't like to stand up front, and others of us don't like to speak on the microphone. That is fine. Just remember that when there are questions or discussions, every little bit of unrelated conversation or scurrying around can interfere with another quilter's ability to see and/or hear.

So let's keep our voices low during our meetings, including station rotations, show and tell, presentations, and committee reports. There is always plenty of time to enjoy each other's company during coffee, and of course

you are welcome to step out of our meeting room if something just can't wait. We promise to allow you back in!



Book Nook

Some of you may remember that Sandy Maniscolo is quite an admirer of Jennifer Chiaverini books, even offering to give some of hers away. Come to find out



Dawn Zaffuto is a fan, too! Here's her take on some of the books in the series, although you may have to suspend belief to think she has any time at all to read, if you any idea of what's on her GSBQ plate!

Per Dawn: It seems in my spare time I have read a few books written by Jennifer Chiaverini. The reading is simple, as her stories are centered around the lives of the women in the "Elm Creek Quilters Camp." All of the books in the series are about quilts and are often related with a particular theme. A recent one was titled "Aloha," and went on to discuss Hawaiian culture. The book goes into detail on how the local people

plan a theme for their family quilts, plus how they are constructed.

Another book, "The Runaway Quilt," takes place during the era of slavery. It talks about the underground railroad and how the quilts played an important part in the safety of the slaves.

Just a thought to consider for easy reading and quilt related. I have these two if anyone wants to borrow. They can also be found in your local library.

Ed. Note: Have a book to recommend? Send an email with your recommendations to: mransom699@aol.com



Looking for Your



Anita Hayes has some thoughts to share about **Today's Resources** available to quilters!

When I started my obsession with quilting and sewing in 1990, I bought every magazine I could get. I went to the library and took out how-to books every week and devoured them. I was also learning about the history of fabric in America and early quilts. There were even some TV shows, including *Sewing with Nancy*.

Now, of course, we still have our libraries and magazines, but I watch and subscribe to a lot of YouTube videos that are specific to free motion

quilting and also piecing quilts. I can and do watch them again and again.

I learned to improve my free motion quilt skills by watching Angela Walters. She uses both sewing machine and long arm machine in her demonstrations. She is an excellent teacher, and actually easy to learn designs that will increase your confidence. Her videos have very well-made close-ups. I love Rob Appell because he is very knowledgeable and always smiling! I like when he shows us different quilt stores. Another favorite is *The Opinionated Quilter*. She tells us her favorite videos and not-so-favorites in a funny but caring way.

The possibilities of finding exactly what you are looking for is endless on YouTube. Let us know what your favorites are!!!



Ed. Note: We are always on the lookout for thoughts to include here! Just email whatever is on your mind to mransom699@aol.com!



BLOCK PARTY

GSBQ STYLE



The generosity of time, money, and dedication never cease to come through from the members of Great South Bay Quilters!

When there is a need, the group always goes into action, and the results are stupendous!

Fabric, small toys, crayons, home sewn bags, they all seem to magically appear when the word goes out that there is need in the community.

Thank you to all who helped organize, provide, fill and deliver our latest collection of Bountiful bags!



Thank you to all those who helped prepare Bountiful bags at our November meeting!

All were delivered to either Family Service League or St. Patrick's Hospitality Center.

Over 700 bags were prepared by our Guild!!!