

# Great South Bay Quilters Guild Newsletter



February, 2023 • Volume 39 • Issue 3

P.O. Box 5, Islip NY 11751

## Mission Statement:

The Great South Bay Quilters' Guild is a 503 C non-profit organization dedicated to furthering an interest in quilting, encouraging the preservation of our quilt heritage, and offering year round instructional opportunities for its members.

President	Joan Dlouhy
Vice President	Dawn Zaffuto
Recording Secretary	Olive Archer
Corresponding Secretary	Susanne Pers
Treasurer	JoAnn Incalcaterra

## Committee Members:

Baby Quilt	Olive Archer
Community Service Coordinator	Donna Ketcham
Facilities	Joan Dlouhy
Historian	Dottie Christofer
Hospitality	MaryAnn Leonard
Immediate Past President	Carol Kollmer
Membership	Cindy Carroll
Name Tag	Rose Alvarado
Newsletter	Mary-Ellen Ransom
Raffle	Stephanie Conley
Website	Joan Dlouhy

## Newsletter Submissions:

Please feel free to email your thoughts, pictures, favorite links to quilting and fabric websites, recipes, etc., to [mransom699@aol.com](mailto:mransom699@aol.com). It would be great if you put GSBQ Newsletter in/on it! Or hand your them to me at our meetings.

We would all love to see your ideas, thoughts and photos in upcoming newsletters!

## President's Message

We are halfway through our calendar for the year, and we certainly have had a lot going on!

I am very excited to see all of the beautiful projects you have created for this month's Guild Challenge. Mary-Ellen has worked long and hard at making this a truly enjoyable event. I know you will all thank her for her efforts.

At our March meeting we will be distributing our annual questionnaires, where we will ask you to comment and suggest programs for the 2023-2024 year. This questionnaire is extremely important for the program committee to decide what events and projects we will present. If you have not yet volunteered for the program committee, or not yet volunteered to run a workshop, station rotation, presentation, quilt camp presenter, or any idea you may have, I implore you to volunteer! We cannot continue to rely on the same people who always step up. As it takes a whole village to raise a child, it takes the whole

membership to run our guild. The questionnaires will be given to you in March and need to be returned at the April meeting. You will have plenty of time to determine which projects you would like to see and which you would like to run. I have great faith that we will see some new faces among those sharing their talents.

Please remember that you only have a few months left to submit your community service quilt, a requirement of your membership. Of course if you have extenuating circumstances that will prevent you from completing this, please see Donna Ketcham. We are all very understanding.

Finally, please remember to patronize our advertisers in our newsletter. While there, please also thank them for supporting us in this way.

*Joan Dlouhy*  
President, GSBQ



## A Message From Our Vice President

The year is moving relatively quickly for the guild. January is already over and planning for the months ahead is well underway. We just completed the scrappy quilt workshop run by Gerrie and Cathy, who did an outstanding job! They put in many hours of preparation and their efforts were appreciated. Most ladies were able to complete their quilt tops by the end of the workshop. The only change I would recommend is to leave the chicken home. Cathy had way too much fun with it.

Don't forget the guild challenge at our next meeting. So much preparation went into the planning and executing by our own Mary-Ellen. Looking forward with anticipation to the culmination.

I just want to say thank you to all the members of this guild and for the leadership of our president Joan. Everyone has something to offer and for the most part we get along in an amicable manner. Because of your participation we are able to meet with success. We are truly blessed to have such a great group of ladies. Thank you all for your support and continued desire to belong to such a worthy organization.

*Dawn Zaffuto*  
Vice President, GSBQ

Remember to bring your donation of non-perishable food to our meetings. We are collecting for United Veterans Beacon House in Bay Shore.

Founded in 1994 to help Veterans and their families ion Long Island, United Veterans Beacon House

assists with food, housing,

medical services, and many other essential services necessary to help those that served our country to "assist in the journey toward fruitful independence."



# FOOD DRIVE

## Quilt Camp is Coming!

**Saturday, March 25, 2023**

Quilt camp is a mini retreat right here in our usual meeting room! It is always a fun time for all.

Choose from a super adorable Mesh Tote Bag with Stephanie Conley, a stunning Log Cabin Quilt with Audrey Collins and Joann Incalcaterra, or enjoy Sit and Sew with your friends.

Please check with Dawn during our meeting to make sure you are signed up! It would be a bonus if you sign up to bring irons or ironing boards. Oh, and chocolate! Bring lots of chocolate!!! Quilt camp takes a LOT of energy!



## Favorites on the Internet

Almost everyone has heard of Etsy. You can buy or sell handmade and vintage items, as well as sewing, knitting and quilting supplies..

Many of the artists are excellent, and it's nice to be able to support other creative people.

You can also find a huge variety of original patterns and quilt designs. Some are particularly tempting because they are easy, inexpensive, and quick to download.

If you simply search for "easy quilt patterns .pdf" you will get tons of options, many of which are very affordable. And a good set of instructions available immediately without leaving home can often be invaluable.

One caveat? Read the descriptions carefully.

Recently, a free pattern from Northcott (back when they were [northcott.net](http://northcott.net) instead of [northcott.com](http://northcott.com)) surfaced: Kool



Kats Kwilt. It is sort of a "cat tail snail trail" and it is cute! Unfortunately, the downloadable pattern is absolutely unclear to many.

A search on Etsy found a similar pattern, or at least it seemed to contain similar elements that needed to be clarified from the original pattern —specifically the spiral tail block. Upon reading the description, it was noted that there were no instructions included! Just the diagram! What good would that be if you are buying the patter FOR the instructions?

Enjoy your search for patterns on Etsy, and be sure to carefully read descriptions of what you are ordering!



**Ed. Note:** Please send your suggestions for links or sites to [mransom699@aol.com](mailto:mransom699@aol.com) so we can share them in our next newsletter.

# Audrey Collins Trunk Show

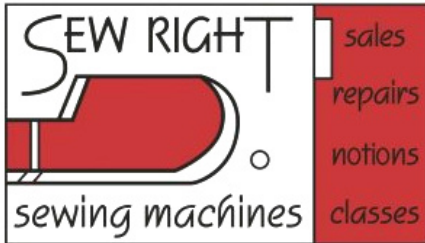
Members attending the January meeting were treated to a showcase of quilts by Past GSBQ President, Audrey Collins!

Audrey's beautiful work elicited many "oooooohs" and "ahhhhhhhhhhs" that could be heard far into the parking lot. Appliqué, hand quilting, Celtic designs...It was one treasure after another! The hours of planning, selecting fabrics, needle-turning appliqué, and hand quilting are a true inspiration to quilters both beginning and accomplished.

I remember when I first signed up on the waitlist for GSBQ, and was attending as a guest each month. When Audrey called to offer me a spot in the guild, I was so nervous to be speaking with such a talented and accomplished quilter. I don't think I would have been more excited had the call come from Publisher's Clearing House!

Thank you, Audrey, for bringing in your exquisite work. Each and every one is beyond beautiful!





223-20 Union Turnpike  
Bayside, NY 11364  
718.468.5858

www.sewright.com  
Tue - Fri: 10AM - 6PM  
Sat: 10AM - 5PM

NYC's and Long Island's only  
multi-line dealer of:

**baby lock**<sup>®</sup>  
**BERNINA**  
**brother**<sup>®</sup>  
**JUKI**<sup>®</sup>  
**PFAFF**  
**H** Husqvarna  
**VIKING**<sup>™</sup>

**WE ALSO OFFER THE  
FOLLOWING:**

- Sewing and Embroidery Machines
- Multineedle Embroidery Machines
- Longarms
- Sergers and Overlockers
- Service and Repairs
- Machine Training
- Classes
- More than 2,000 Bolts of Quilting Cotton
- Pre-cut Fabrics
- Patterns
- Notions

Show us this ad  
at your next in-  
store visit for



No minimum purchase  
required May be applied to any regular  
priced items. Only ONE use per  
customer per day may be redeemed.  
Can not be combined with gift card  
redemption or gift card purchase. No  
cash value. No cash back.  
**Expires 12/31/23.**

**2022-2023 GSBQ Quilting Challenge**

*How Sweet It Is!*

**JUDGING AND AWARDS ON WEDNESDAY, FEBRUARY 15, 2023**

After months of thought, preparation, and sewing, the day is here to find out what everyone is working on! I hope you are all excited to see the entries.

If you are participating, you have received your entry number and entry tags. Instructions are included with your tags.

Upon arrival, turn right at the front door and drop off your entry or entries at the check-in table. Please make sure no one can see your entry!

Judges will be called out when needed during the meeting. Once the judging is completed, all GSBQ members will be able to view the entries and vote for their Members Choice pick. You will get an official ballot that evening to record your first, second, and third choice. Anonymously, of course!

Awards will be presented in the meeting room.

Good luck to all, and call or email Mary-Ellen with any last minute questions.



## GSBQ Meeting Dates: 2022-2023

Joyce Fitzpatrick Senior Center  
Brookwood Hall, Irish Lane, East Islip NY

Date	Time	Type
Wednesday, February 15, 2023	6:30-9pm	Meeting/ Quilt Challenge
Wednesday, March 15, 2023	6:30-9pm	Meeting
Saturday, March 25, 2023	9:30am-4pm	Quilt Camp
Wednesday, April 19, 2023	6:30-9pm	Meeting
Wednesday, May 17, 2023	6:30-9pm	Meeting
Wednesday, June 21, 2023	6:30-9pm	Meeting

*Ed. Note: It is never too soon to sign up to bring cake, fruit or any yummy treat to a meeting!*

*Just chat with our wonderful Hospitality Chairperson MaryAnn Leonard. She will be more than happy to get you signed up!*



By the Yard<sup>®</sup>

by Jennifer Lopez



### Upcoming Quilt Shows

**Mid-Atlantic Quilt Festival**  
February 22-26, 2023  
Hampton Roads Convention  
Center, Hampton, VA

**QuiltFest Greenville, SC**  
April 20-23, 2023  
Greenville Convention Center,  
Greenville, SC

**QuiltFest Virtual Schoolhouse**  
May 10-13, 2023  
Live - Online / [www.quiltfest.com](http://www.quiltfest.com)

Submitted by Dorothy Cristofor

### Special Thanks To:

*Dawn Zaffuto, Susanne Pers, Dottie Christofor, Gerrie Fitzpatrick, Ronnie Alber, Anita Hayes, Joan Dlouhy, JoAnn Incalcaterra and all those who have submitted or shared their experiences and work, and have been so supportive of the Great South Bay Quilters newsletter!*

*Thank you to our advertisers,  
Sew Right Sewing Machines in Bayside and Patchworks Quilting in Sayville for their support.*

*Remember, submissions are loved and appreciated, and you can email, text, call or hand me your stories, tips and hints, links, book and website recommendations, thoughts and photos!*

*The Milestones feature now includes not only weddings, births, engagements and awards, but also any accomplishments in sewing, quilting, life in general, or notes of appreciation.*

*A picture of quilt in Milestones is a bonus!*

*Don't forget to send in recipes, your Special Sewing Someone, Rumors, or an introduction of yourself!*

*Email: [mransom699@aol.com](mailto:mransom699@aol.com) or Call: 631-859-0217*

## Book Nook


If you've known me, Mary-Ellen, long enough, you know my secret crush is Kaffe Fassett! Before the pandemic, I had plans to go to a book signing or class where he would be presenting or teaching, then hide behind a plant and follow him to his hotel. For what reason, I have no idea! Except to say I love his fabrics so much!!!

I also love his books...and find endless inspiration just turning the pages. His prints are exactly my cup of tea! For some, his fabrics are an acquired taste, if a taste for them is ever acquired at all.

However, if you want to check out a book that has many options, I highly recommend *Simple Shapes, Spectacular Quilts* by Kaffe Fassett with Liza Prior Lucy.

Not only do I love every quilt in this book, the photographs showcase all the elements so that everything is just so pretty to look at.

Squares, rectangles, triangles: there are 23 quilts that can be simply sewn together, so you can focus on the fabric, his or your favorites.






The diagrams are excellent, although the book has templates, which I dislike intensely! The templates are marked with seam allowances, and there is one for appliquéing onto a fan block that is clearly noted with regard to lack of seam allowance.

If you are a true beginner, or don't rotary cut, the templates are absolutely

valuable. There are a couple with curves where they are mandatory.

If you prefer to rotary cut and keep your math skills honed, measuring the templates and rotary cutting is the option I prefer.

Of course, there are many other Kaffe Fassett books (I have most!) that inspire me, or at least make me



smile when I browse through them. In fact, while (whilst, if you read enough Kaffe!!!) I was looking for photos, it became clear I must update my collection!

I'd love to hear what you think! Please send in your thoughts!

**Ed. Note:** Have a book to recommend? Send an email with your suggestions to: [mransom699@aol.com](mailto:mransom699@aol.com)



## Patchworks Quilting

*We'll be winding a bobbin for you!*

### Your place for Inspiration!

299 Raft Avenue • Sayville, NY • 11782  
(631) 589-4187 • [www.patchworks.com](http://www.patchworks.com)  
[comments@patchworks.com](mailto:comments@patchworks.com)

## A New Look: Veteran's Quilts Get Updated Labels



In September, we will re-institute our veterans quilt workshops. Member Gerrie Fitzpatrick took it upon herself to create a new label for this endeavor. Thank you so much Gerrie for all you do for our guild.

Thank you also to Mary Ellen, who has agreed to run the workshop. A complete cutting and supply list will be available at the June meeting for those who wish to get a head start!

The pattern is based on the Wonder Blocks developed by Terry Martin, and is extremely scrap friendly.



# Lap Robe Workshop



On Saturday, February 11, the quilters met at the center for the Lap Robe Workshop. Donna Belford led the group, and the quilts came out fabulously! A beautiful day of sunshine, it was nice to be inside with the wind making the temperature feel like 33°!

One of the greatest things about the Great South Bay

Quilters is the generosity of spirit when it comes to teaching and sharing. Donna is a driving force behind so many of our donation quilts as well as providing a wonderful time for all, it seems! Excellent sewing, quilters!



## Quilters in the Kitchen!

### Gerrie Fitzpatrick: Peach Dumplings

#### Ingredients

2 15 oz. canned peaches, drained  
2 8 oz refrigerated crescent roll dough  
1 cup (2 sticks) butter  
2/3 cup granulated sugar  
2/3 cup brown sugar  
3 teaspoons cinnamon  
1 1/2 cups sprite or citrus soda  
Vanilla ice cream, for serving



#### Directions:

Preheat oven to 350° F and thoroughly grease a 9x13 baking dish. Open crescent dough and separate into triangles.

Place one or two peach slices (depending on size) at the wide end of the dough triangle. Sprinkle with a pinch of cinnamon and roll dough around peach. Once dough is secure, move dumpling to the baking dish. Repeat with the rest of the dough.

Melt the two sticks of butter in a large bowl and combine with the white sugar, brown sugar, and the remaining cinnamon until smooth.

Using a large spoon, pour the butter mixture over the dumplings. Pour the Sprite around the dough avoiding the tops for a crispy crust to the dumplings. Bake for 30-35 minutes or until the dough is just browning on top.

Serve warm and top with vanilla ice cream.



## Birthday Greetings!!!

Hoping you all have wonderful birthdays this month and next. Enjoy your special days!

#### February

Stephanie Conley: February 4  
Kim Young: February 18  
JoAnn Incalcatera: February 25

#### March

Sandra Kowalchuk: March 3  
Rose Alvarado: March 11



## Quilters in the Kitchen!

### Susanne Pers: Valentine Treats for Furry Friends (from [savoryonline.com](http://savoryonline.com))

#### Ingredients

2 cups all-purpose flour, plus more for work surface  
2 large eggs  
1/2 cup canned pumpkin  
1/4 cup natural peanut butter (without xylitol)



**IMPORTANT NOTE:** Some peanut butters use a natural sweetener called xylitol that is unsafe for dogs. Be sure to check the label before using.

#### Directions:

Preheat oven to 325°F. Line a baking sheet with parchment paper. To a large bowl, add the flour, eggs, pumpkin, and peanut butter. Add a pinch of salt. Stir until well combined. Use hands to knead dough into a ball.

Lightly flour your work surface and top of dough. Using a rolling pin, roll dough to a 1/2-inch thickness. Cut shapes out of dough using 2 1/2- to 3 1/2-inch dog bone-shaped cookie cutters. Reroll any dough scraps for more treats.

Transfer treats to baking sheet. Bake 20-30 min., until golden brown and hard (oven time will depend on the treat size). Cool completely. Refrigerate in an airtight container for up to 2 weeks.

## RUMOR MILL

It seems ONE of our members is headed on a dream trip. It's in April, and if you want another hint, her destination is in KENTUCKY!

I won't reveal my source, but suffice it to say Anita Hayes is going to AQS QuiltWeek this year!!!

Better than that, well for us, not for her (!!!), is that she is wondering if anyone else is going. Or has any tips and hints for visiting Paducah during the week.

Tips for restaurants, local haunts, and maybe some hints about can't miss exhibits or vendors?

Hit her up for details, or a chance to live vicariously! While I won't confess to stashing a GPS in her purse, I will promise her to put all her favorite pictures and first-hand account of her trip in the June newsletter!

Find out more by saying "hi" to Anita at the February meeting!





# Looking for Your



# Thoughts

Many of us have fallen down "rabbit holes" on the internet. You know, when you see something new or interesting, and wind up spending hours finding out more, digging up the backstory, or just jumping from one account to another. Curse you, Instagram!!!

During Black History Month, I figured I would share some sewing-related content that has made me think. These are all my own thoughts, and it would take much more than one column to sort it out. I can tell you it all started watching a really talented historical garment maker on Instagram, and because I am a total fabriholic!

The Instagrammer decided to recreate a gorgeous dress referred to as the "Peacock Dress." It was made for Lady Curzon by the famous House of Worth in 1902 to be worn at the coronation of King

Edward VII and Queen Alexandra. Not quite quilting related...yet.

There was a swift reaction to the recreation of this dress in the online community by costumers of color. Despite the person meticulously outsourcing the exquisite embroidery to thread artists in India, the dress triggered a reaction regarding the colonization of India, as well as the many aspects of the muslin industry (fabric!) at that time.

Costumers of color refer to themselves as such because many in the historical costuming community in general host or plan events that are not welcoming to everyone. For just one example, a lovely young, non-white costumer made a wonderful elf costume to wear at a Tolkien festival. She was quite quickly told: There were no black elves in "Lord of the Rings."

”

Similarly, some Charles Dickens and Jane Austen event organizers have been identified as making costumers of color feel unwelcome, and unsafe.

A particularly tense situation came up when one Jane Austen group decided to hold a festival on the grounds of a former plantation. Some costumers of color expressed outrage and sadness about their prospects of feeling happy and able to have fun at an event in a place where their ancestors were enslaved, sold, and separated, if not killed.

That is how this brought me to think about cotton. The joy we all feel when we see quality quilting fabric marked with "100% cotton." How proud we are in grade school when we learn of the 13 colonies.

They say ignorance is bliss, and it is hard to think of our beautiful fabrics as problematic. I can only hope that I don't become defensive when seeking more knowledge, and that it helps guide me to be open to new viewpoints not only during Black History Month, but throughout the year.

**Ed. Note:** We are always on the lookout for thoughts to include here! Email whatever is on your mind to [mransom699@aol.com](mailto:mransom699@aol.com)!

## Member's



**Singer Featherweight Centennial** \$500  
Excellent condition and runs beautifully. Scroll face, shiny, clean, and case is great too.  
See Anita Hayes  
516-965-3436

**Sew Steady Extension Table** for Brother VM5100 DreamCreator. 24" x24". Excellent condition. \$65.  
See Joan Dlouhy

**Viking Platinum 16** sit down, long arm quilting machine. Excellent condition. Also includes large quilting table made especially for machine, TruStitch stitch regulator (never used, still in box), external bobbin winder, large capacity bobbins, thread stand, numerous spools of thread and numerous quilting rulers. \$4200.  
See Joan Dlouhy

**Singer Featherweight Black 221** Sewing Machine with case, from a non-smoking house. It is dated according to the featherweight chart to be February 20, 1952. It is in excellent condition and it has been tuned up by The Riverhead Sewing & Vacuum Store. The receipt is available for you to view. The machine is a beauty and runs perfectly. It has its original bakelite electric power cord which is very flexible and its original bobbin case. It also comes with 4 bobbins and some needles and a straight stitch foot. It really shines. The gold is bright and shiny. The carrying case is in good condition with just a few scratches and rub marks on it and one corner is worn a little and the other 3 just have rub marks. It has no odor or smell at all. The handle is sturdy and the locks

open and close, however the key is missing. Asking \$475 to a GSBQ member.  
See Gerrie  
516-398-2096  
[Irishgg123@gmail.com](mailto:Irishgg123@gmail.com)

To place an ad here in **Member's Marketplace**, just email your item for sale to [mransom699@aol.com](mailto:mransom699@aol.com), along with your contact info. You may also give a written copy to Mary-Ellen at a meeting. Buyers must contact sellers directly. This is a FREE service for members. Next deadline is April 8, 2023.



# BLOCK PARTY

## GSBQ STYLE



*We had a wonderful turnout on January 28th for the—Scrap Crazy Workshop! Gerrie Fitzpatrick and Cathy Genova did a wonderful job prepping, explaining, encouraging, and helping use up scraps!!!*

*Most importantly, a wonderful time was had by all, and there are more quilts in the pipeline for community service donation!*

