

# Great South Bay Quilters Guild Newsletter



April, 2023 • Volume 39 • Issue 4

P.O. Box 5, Islip NY 11751

## Mission Statement:

The Great South Bay Quilters' Guild is a 503 C non-profit organization dedicated to furthering an interest in quilting, encouraging the preservation of our quilt heritage, and offering year round instructional opportunities for its members.

## Club Officers:

President	Joan Dlouhy
Vice President	Dawn Zaffuto
Recording Secretary	Olive Archer
Corresponding Secretary	Susanne Pers
Treasurer	JoAnn Incalcaterra

## Committee Members:

Baby Quilt	Olive Archer
Community Service Coordinator	Donna Ketcham
Facilities	Joan Dlouhy
Historian	Dottie Christofor
Hospitality	MaryAnn Leonard
Immediate Past President	Carol Kollmer
Membership	Cindy Carroll
Name Tag	Rose Alvarado
Newsletter	Mary-Ellen Ransom
Raffle	Stephanie Conley
Website	Joan Dlouhy

## Newsletter Submissions:

Please feel free to email your thoughts, pictures, favorite links to quilting and fabric websites, recipes, etc., to [mransom699@aol.com](mailto:mransom699@aol.com). It would be great if you put GSBQ Newsletter in/on it! Or hand your them to me at our meetings.

We would all love to see your ideas, thoughts and photos in upcoming newsletters!

## President's Message

There were so many activities at GSBQ since the last newsletter, I barely know where to start!

The quilt challenge was a phenomenal success. So many entries of such high quality! MaryEllen's creativity, organization and enthusiasm for this event was truly contagious and admirable. Many thanks to Susanne Pers and Stephanie Conley for stepping up and helping with cataloguing and counting. Many thanks also to Debbie DeVito for taking the (numerous!) beautiful pictures of the entries. Congrats to all of the ribbon winners and to all who entered this event. Your support of our activities give us confidence that we're providing quality programs.

On a personal share, below this article is a picture of my dog Bandit, who absolutely loves the toy I made for the pet category of the challenge. The poor thing tried so hard to abscond with it while it was under construction, when I arrived home that night it went right to him! It's still intact and seems to be his favorite (for the moment).

Bingo Night took on a joyous tone as Rose Alvarado, our Bingo Queen, led the membership in the games, with assistance from Dawn Zaffuto. Rose...you always evoke laughter with every comment, and we thank you for sharing your smile and infectious sense of humor. Thanks also to Sandy Maniscalco for volunteering to help wrap the prizes for the night.

Finally, Quilt Camp was another success! Aside from the ongoing and ever so frustrating state of the room when we arrived, Stephanie Conley, Joann Incalcaterra and Audrey Collins provided beautiful projects with expert instruction.

Spearheading the daylong event was Dawn Zaffuto, who worked so tirelessly on securing and wrapping the prizes, organizing the signup sheets, ordering the food, etc. etc. etc! Thanks so much for all you do.

As you can see from the names listed above, none of our programs can run without the help of many people. I am confident that when we go over the questionnaires you'll be turning in at the April meeting, we'll see some new names of those stepping up to help with next year's programs and events.

...and just a friendly reminder that there are only two more months till community service projects are due  
Happy Sewing!

Joan Dlouhy  
President, GSBQ



## A Message From Our Vice President

We had a great turnout for quilt camp thanks to everyone!! Special thanks to Joan Dlouhy for all her expertise, reminders and physical assistance, which culminated in a great day!! The projects offered by Audrey Collins, JoAnn Incalcaterra and Stephanie Conley were exciting and enjoyable. I for one learned a new bag technique which is perfect for summer. The log cabin pattern offered a modern twist. Thank you for sharing your talents.

We are winding down and yet so much to accomplish. In April Deb Kircheim will provide a lecture on improving our precision in making basic units for any pattern. She is a vender so will be selling tools she demos.

In May our ever talented Mary Ellen Ransom will share her stories as she displays her quilts in a trunk show. We culminate the year in June celebrating 40 years as a guild. I'm sure the long time members will have words to share as they reminisce on their experiences in the guild.

*Dawn Zaffuto*  
Vice President, GSBQ

Remember to bring your donation of non-perishable food to our meetings. We are collecting for United Veterans Beacon House in Bay Shore.

Founded in 1994 to help Veterans and their families on Long Island, United Veterans Beacon House assists with food, housing, medical services, and many other essential services necessary to help those that served our country to "assist in the journey toward fruitful independence."



# FOOD DRIVE

## Remember to Fill Out Your Questionnaire!

**Due at the April, 2023 Meeting**

We have had a quilt year packed with wonderful classes, fun programs, a spectacular Quilt Camp, trunk shows, games, projects and community service projects. Congratulations and much appreciation to all of the members who worked so hard to make these programs happen for the Guild to enjoy!

The Questionnaire given out at our March meeting is the best way for the Programming Committee to plan events for the 2023-2024 year.

Please be sure to fill out your questionnaire and return it at our April meeting. Better yet, offer to join the Programming Committee to help!



## Favorites on the Internet

Planning a trip, and want to make the best of the local quilt store/fabric shop scene? Debbie DeVito found an app for that!

If you have an older android, you can download the app from the Google Play Store. It's FREE!

If you have a newer phone, use the website: NeedleTravel.com. Put in the zip code or city you



are traveling to, and, voilà! The local fabric and fiber shops will come up. It's a great way to plan in advance instead of putting "fabric shops near me" into Google Maps, and finding out you passed one 14 miles back!

Kim Young is recommending a Facebook Group titled "Bowl Me Over 2.0 Slow-Along 2023". The administrator for the site is Randi Jones and she has done an amazing job in supplying video tutorials for specific ByAnnie patterns. The next Slow-Along is scheduled to start on April 22, 2023. There is a \$10.00 fee to join and you must also purchase the pattern, but it is well worth the money. Says Kim, "I found Randi's videos and Facebook group to be invaluable when I made the Back At Ya Backpack. You can go at your own pace as the videos are available until 2 weeks after the group ends."



**Ed. Note:** Please send your suggestions for links or sites to [mransom699@aol.com](mailto:mransom699@aol.com) so we can share them in our next newsletter.





## 2022-2023 GSBQ Quilting Challenge


# How Sweet It Was!

**CONGRATULATIONS TO ALL THE PARTICIPANTS AND AWARD RECIPIENTS!**

What an amazing night at our February meeting! You know the game "Never have I ever" where you get points for things you haven't done? Well until this Challenge I had never seen a collection of such beautiful and creative work in one place all done by quilters I know! Every entry was a treat to look at. Everyone should be very proud of our Guild! So much thought and effort was demonstrated in each and every category. There is no shortage of imagination in our guild!

Here is a brief group of photos. Periodically, the newsletter will feature more of the wonderful entries. I know I barely got a chance to admire all the entries close up. If you have more photos of your work, please send them in.

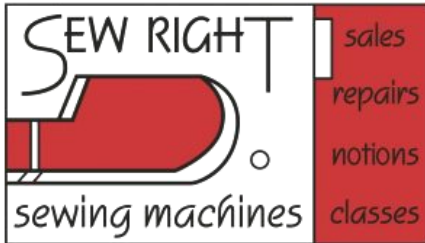
As mentioned already by Joan, thank you so much to all those who participated, as well as pitching in as needed and those who accepted the responsibility of being a judge. Stephanie and Susanne were complete lifesavers!!!











223-20 Union Turnpike  
 Bayside, NY 11364  
 718.468.5858

www.sewright.com  
 Tue - Fri: 10AM - 6PM  
 Sat: 10AM - 5PM

NYC's and Long Island's only  
 multi-line dealer of:

**baby lock**<sup>®</sup>  
**BERNINA**  
**brother**  
**JUKI**<sup>®</sup>  
**PFAFF**  
**H** Husqvarna  
**VIKING**<sup>™</sup>

**WE ALSO OFFER THE  
 FOLLOWING:**

- Sewing and Embroidery Machines
- Multineedle Embroidery Machines
- Longarms
- Sergers and Overlockers
- Service and Repairs
- Machine Training
- Classes
- More than 2,000 Bolts of Quilting Cotton
- Pre-cut Fabrics
- Patterns
- Notions

Show us this ad  
 at your next in-  
 store visit for



No minimum purchase  
 required May be applied to any regular  
 priced items. Only ONE use per  
 customer per day may be redeemed.  
 Can not be combined with gift card  
 redemption or gift card purchase. No  
 cash value. No cash back.  
**Expires 12/31/23.**



## Goodness, Graciousness!



*It is no secret that quilters are generous, and give gifts often. One could say, though, that they are a little less likely to be the recipient of gifts; some even have difficulty accepting a compliment, let alone something unexpected! What follows is a true story that I am ever so grateful to Sandy for sharing...cuz next to giving, quilters thrive on sharing, as you will see. Per Sandy Maniscalco:*

*While at the grocery store and already putting my items on the checkout counter, I noticed the lady behind me only had two items. I told her if she had come two seconds earlier, she could have gone ahead of me. When my order was done, and I was ready to pay, the woman behind me had her credit card already in the machine. I said, "wait, I haven't paid yet." She said, "It's on me and have a Happy Easter." Whoa!!! My groceries came to \$92!!!*

*Because I was so taken aback by this woman's generosity, I felt the need to return the gesture of generosity. But I still had errands to run. When I went to Dollar Tree, the woman in front of me had a basket full of toys. It was for her son's 4th birthday party. I told her I would pay her bill. Of course she said "no," but I insisted and so I did. She thanked me when she was leaving and said she would now pay it forward. What I found the most heartwarming was that her 8-year-old son turned to me and said, "Thank you, ma'am!" Of course it wasn't anywhere near the \$92, but I felt so good!*

*Thank you, Sandy, for sharing this story that is sure to bring some extra smiles during this busy time of year!*



*Photo courtesy of Sandy's daughter, Cindy! Look closely for the word "Kindness" in this quilt that was made by Sandy and gifted some time ago!*





*By Rose Alvarado*

At our March 15th guild meeting we had a Bingo/Quilto evening. To no surprise-the entire guild participated. Not all members were Bingo players (we were missing some trolls) but as usual the whole group got in to the game. Four corners, Postage Stamp, Full Card WHAT!!!! Rose A. was the caller with Dawn Z. as her trusty assistant.



However, as you know one person couldn't possibly do it all. Joan D., Sandy M., and others had a hand in getting the cards printed, gifts wrapped, etc.

Thank you all for supporting the guild and the many activities that are presented for the year. I think all had a good time-I tried to include everyone in the fun. I know I had a great time.



**Ed. Note:** What would Bingo night be without Rose Alvarado? B-O-R-I-N-G!!! Just kidding, of course, but what happens at Rose's Bingo Hall, STAYS at Rose's Bingo Hall...until it winds up in the newsletter! Thank you, Rose, and Dawn, and assistants, for a really fun time!



## Patchworks Quilting

*We'll be winding a bobbin for you!*

**Your place for Inspiration!**

299 Raft Avenue • Sayville, NY • 11782  
(631) 589-4187 • [www.patchworks.com](http://www.patchworks.com)  
[comments@patchworks.com](mailto:comments@patchworks.com)

### Upcoming Quilt Shows

**QuiltFest Greenville, SC**  
April 20-23, 2023  
Greenville Convention Center,  
Greenville, SC

**Q.U.I.L.T., Inc. Presents:**  
**An Exposition**  
April 29 & 30, 2023  
Saturday 9am - 4pm  
Sunday 11am - 4pm  
St. Matthew's Church  
25 Mountainview Street,  
Voorheesville, NY  
Admission \$7

**A World of Quilts XLII**  
May 6-7, 2023  
SUNY Purchase College  
Physical Education Building  
Purchase, NY

**QuiltFest Virtual Schoolhouse**  
May 10-13, 2023  
Live - Online / [www.quiltfest.com](http://www.quiltfest.com)

*Submitted by Dorothy Cristofor  
and Joan Dlouhy*



## GSBQ Meeting Dates: 2022-2023

Joyce Fitzpatrick Senior Center  
Brookwood Hall, Irish Lane, East Islip NY

Date	Time	Type
Wednesday, April 19, 2023	6:30-9pm	Meeting
Wednesday, May 17, 2023	6:30-9pm	Meeting
Wednesday, June 21, 2023	6:30-9pm	Meeting

*Ed. Note: It is never too soon to sign up to bring cake, fruit or any yummy treat to a meeting!*

*Just chat with our wonderful Hospitality Chairperson MaryAnn Leonard. She will be more than happy to get you signed up!*



By the Yard®

© 2021 Jennifer Lopez

www.bytheyardcomics.com

LET ME KNOW IF YOU FIND THAT NEEDLE I LOST LAST NIGHT.



## Congratulations, Joan Dlouhy!

We had a wonderful note from our President recently. She always has some work of machine-embroidered art at



Show & Tell, shares her sources for free embroidery patterns all the time, and now she is famous!

Per Joan: .

"I won first place in Sweet Pea Machine Embroidery's Mystery Block of the Month Easter Quilt Challenge. The block that won is shown above. The finished product has 16 blocks and I finished just in time for Easter. Each block took about two hours to complete so it was definitely a challenge. Sweet Pea is an online machine embroidery company based in Australia.

I'll bring the finished product for show and tell at the April meeting.

We can't wait to see it, Joan! It looks amazing. Congratulations on your award!

### Special Thanks To:

Dottie Christofor, Sandy Maniscalco, Rose Alvarado, Gerrie Fitzpatrick, Sandie Kowalchuk, Debbie DeVito, Olive Archer, Providence Block, Joan Dlouhy, Dawn Zaffuto, Sarajeon Palese, JoAnn Incalcaterra, Kim Young, and all those who have submitted or shared their experiences and work, and have been so supportive of the Great South Bay Quilters newsletter!

Thank you to our advertisers, Sew Right Sewing Machines in Bayside and Patchworks Quilting in Sayville for their support.

Remember, submissions are loved and appreciated, and you can email, text, call or hand me your stories, tips and hints, links, book and website recommendations, thoughts and photos!

Don't forget to send in Milestones! A picture of a quilt in Milestones is a bonus!

Don't forget to send in recipes, Rumors, Book Reviews, your Special Sewing Someone, or an introduction of yourself!

Email: [mransom699@aol.com](mailto:mransom699@aol.com)  
or Call: 631-859-0217



# A Visit to the AQS Quilt Show In Branson, Missouri

By Olive Archer

On March 24, I attended the AQS quilt show in Branson, MO. Following are my observations and photos of the exhibits:

My first overall impression from the show was that quilters have really embraced embellishments. All sorts of quilts were bedazzled. Makers of art quilts really took to the embellishing, but also traditional quilt patterns in bed sizes also were covered with bling.

One special category at this show was Baltimore Quilts. Some makers followed the traditional images, but others were very imaginative in their interpretation of this genre.

The Cherrywood Challenge this year was Graffiti. Participants were restricted to eight specific fabrics. Any other colors desired had to be introduced through some other medium such as thread, paint, pencil, ink, beads, etc. The submissions were very inventive and colorful and looked like graffiti art.

A display of all-star quilts of valor was another interesting exhibit. Quilting mavens like Marianne Fons, Virginia Findley Wolfe, and Mark Lipinski made quilts to be donated to veterans. Mark Lipinski's quilt was the one he demonstrated at a workshop I took here on LI several years ago. Quilters for the most part stuck to red, white and blue color schemes, but Paula Nadelstern's quilt was very Paula Nadelstern.




There were quilts where the designer used selvages. Now I have some inspiration on how to use up my collection. This maker had some collection. This award winner included selvages in her design.

This award winner drew a lot of attention. It is made up of hundreds of 1 1/2 inch paper pieced squares.

When I arrived that morning around 9:30, I was in time to see someone interview the first and second place winners.

There were a number of modern quilts as well.

I, of course, spent more time with the vendors than with the quilts. Surprisingly, I managed to get everything in my bags without having to pay a excess baggage fee on the plane. I also had a wonderful time watching my granddaughter in her high school play, which was the real reason for the trip. I hope next year's play coincides with the quilt show in Branson.





# Book Nook



Sarajeen Palese wrote in about a book she read called **The Sewing Machine**, by Natalie Fergie.

While the description of the book online seems a little difficult to decipher, the subtitle seems to give a hint:

*Two families. Three secrets. Millions of stitches.*

According to Sarajeen, "I read it a long time ago but I loved it. It's about the mass strike at the Singer factory. It goes forward decades later regarding codes that were kept in a notebook. About a seamstress working in the royal infirmary. A very interesting story. It's about family history."



Sounds like perfect beach reading, Sarajeen. or a lovely way to end the day with a cup of tea and a book in hand. After all, how many of us actually DON'T know anyone who had or has an old Singer sewing machine?

**Ed. Note:** Have a book to recommend? It can be a novel, technique book, or anybook with a reference to sewing and/or people who sewed and/or made quilts. Please send an email with your suggestions to: [mransom699@aol.com](mailto:mransom699@aol.com)



# Member's



**Brother 1500 Nouvelle sewing machine.** This machine was barely used as I only used it to quilt baby quilts on my mid arm size quilting frame. I'm not able to stand and use the frame anymore and am selling the machine and the frame. I will sell together or independently. Included: All original parts that came with the machine: all the original feet including a free motion foot and walking foot. Over a dozen bobbins plus: screwdriver, knee lift rod, long extension table, foot pedal and cords, manual. Asking \$400 (orig. \$800). The Handi-Quilt frame is able to do up to 72-inch wide quilts and comes with the Handi helper handles and the sliding table. It also had the bars reinforced so it can handle heavier quilts. Asking \$150 for the Handi Quilter set up and \$30 for the table. If you are interested, in the whole set up Machine, Handi-Quilter and Table I will let it go for \$550. Gerrie Fitzpatrick 516-398-2096

**Viking Platinum 16** sit down, long arm quilting machine. Excellent condition. Also includes large quilting table made especially for machine, TruStitch stitch regulator (never used, still in box), external bobbin winder, large capacity bobbins, thread stand, numerous spools of thread and numerous quilting rulers. \$4200. See Joan Dlouhy

**Sew Steady Extension Table** for Brother VM5100 DreamCreator. 24" x24". Excellent condition. \$65. See Joan Dlouhy

**1915 Singer Treadle Sewing Machine** with accessories \$200. See or call Audrey 631-581-8749

**Husqvarna Viking Designer Topaz I** bought it from SewRight Sewing store as used but I have never used it. It is sewing and embroidery. \$800 See Dawn Zaffuto

**Singer Featherweight Centennial** \$500 Excellent condition and runs beautifully. Scroll face, shiny, clean, and case is great too. See Anita Hayes 516-965-3436

**Lots of Yarn for Sale:** Too many to list individually, but includes Bernat Yarnspirations, Red Heart Super Saver, Premiere Serenity Chunky, Lion Brand Hometown and Heartland, Caron Simply Soft. Lots range from single skeins to groups of 12, 15, even 24 skeins per color. Prices are also variable from \$1.50 - \$4.00 each. See Joann Ciocia

**Singer Featherweight Black 221** Sewing Machine with case, from a non-smoking house. It is dated according to the featherweight chart to be February 20, 1952. It is in excellent condition and it has been tuned up by The Riverhead Sewing & Vacuum Store. The receipt is available for you to view. The machine is a beauty and runs perfectly. It has its original bakelite electric power cord which is very flexible and its original bobbin case. It also comes with 4 bobbins and some needles and a straight stitch foot. It really shines. The gold is bright and shiny. The carrying case is in good condition with just a few scratches and rub marks on it and one corner is worn a little and the other 3 just have rub marks. It has no odor or smell at all. The handle is sturdy and the locks open and close, however the key is missing. Asking \$475 to a GSBQ member. See Gerrie 516-398-2096 [Irishgg123@gmail.com](mailto:Irishgg123@gmail.com)

To place an ad here in **Member's Marketplace**, just email your item for sale to [mransom699@aol.com](mailto:mransom699@aol.com), along with your contact info. You may also give a written copy to Mary-Ellen at a meeting. Buyers must contact sellers directly. This is a FREE service for members. Next deadline is June 10, 2023.



## Quilters in the Kitchen!

### Providence Block: Sour Cream Pound Cake

#### Ingredients

- 1 stick butter, room temperature
- 1 1/2 cups sugar
- 1/2 cup sour cream
- 1/4 teaspoon baking soda
- 1 1/2 cups all-purpose flour
- 3 large eggs
- 1/2 teaspoon vanilla extract



#### Directions:

Preheat oven to 350° F.  
In a large mixing bowl, cream the butter and sugar together. Add the sour cream and mix until incorporated. Sift the baking soda and flour together. Add to the creamed mixture alternating with eggs, beating in each egg 1 at a time. Add vanilla.

Pour the mixture into a greased and floured loaf pan. Bake for 40 minutes to 1 hour or until toothpick inserted into the center of the cake comes out clean.

This recipe could be doubled and baked in a 10-inch tube pan.



## Birthday Greetings!!!

Hoping you all have wonderful birthdays this month and next. Enjoy your special days!

#### April

Lin Tomasino  
Linda McIvor  
Cathy Genova

#### May

Ann Kalis  
Olive Archer  
Susanne Pers  
Donna Ketcham  
Audrey Collins



## Quilters in the Kitchen!

### Sandy Maniscalco: Fudge Crinkle Cookies

#### Ingredients

- 1 box Betty Crocker Supermoist Devil's Food Cake mix
- 1/2 cup vegetable oil
- 2 large eggs
- Powdered sugar



#### Directions:

Preheat oven to 350°F.  
Combine mix, oil, and eggs together by hand until a soft dough forms.  
Dust hands with powdered sugar and form dough into 1-inch balls and roll them in the powdered sugar.  
Place on ungreased cookie sheets about 2 inches apart.  
Bake 9-10 minutes until centers are set.  
Remove from cookie sheet and place on wire racks to cool. Enjoy! Note: I sometimes uses strawberry cake mix, or vanilla cake mix and sprinkle them with cinnamon sugar.

## RUMOR MILL

It seems during quilt camp, some of our members were wistfully wishing they had a better source for the vinyl mesh used for the wonderful sandless tote bags.

One of our more industrious members (Gerrie!) went on the hunt, and found 2 sources. The Quilted Ewe has 18" x 36" rolls available for \$6 per roll, in about 14 different colors! Lyle fabrics has the rolls available for \$5.60 each, or yardage too, for \$9.90 a yard.

It seems there are many colors, including black, white, yellow, orange, lime, grey, marine blue, navy, purple, fuschia, brown, red, hunter green, and silver!

While links generally go in the Internet column Here they are:

[www.lylefabrics.com](http://www.lylefabrics.com)

[www.thequiltedewe.com](http://www.thequiltedewe.com)



Thank you, Gerrie!





# BLOCK PARTY

## GSBQ STYLE



*Quilt Camp this year was more PHENOMENAL than ever!!! So well organized (Thanks, Dawn!) and such great projects from JoAnn, Audrey and Stephanie. Can't wait to see them during show and tell at the meeting! Lunch was*

*super yummy, the treats were perfect, and the raffle prizes very much appreciated. Mostly, the company and support were invaluable...lots of hints, ideas, and admiration. What more could a quilt camper want!*

