

Great South Bay Quilters Guild Newsletter



June, 2023 • Volume 39 • Issue 5

P.O. Box 5, Islip NY 11751

Mission Statement:

The Great South Bay Quilters' Guild is a 503 C non-profit organization dedicated to furthering an interest in quilting, encouraging the preservation of our quilt heritage, and offering year round instructional opportunities for its members.

Club Officers:

President	Joan Dlouhy
Vice President	Dawn Zaffuto
Recording Secretary	Olive Archer
Corresponding Secretary	Susanne Pers
Treasurer	JoAnn Incalcaterra

Committee Members:

Baby Quilt	Olive Archer
Community Service Coordinator	Donna Ketcham
Facilities	Joan Dlouhy
Historian	Dottie Christofer
Hospitality	MaryAnn Leonard
Immediate Past President	Carol Kollmer
Membership	Cindy Carroll
Name Tag	Rose Alvarado
Newsletter	Mary-Ellen Ransom
Raffle	Stephanie Conley
Website	Joan Dlouhy

Newsletter Submissions:

Please feel free to email your thoughts, pictures, favorite links to quilting and fabric websites, recipes, etc., to mransom699@aol.com. It would be great if you put GSBQ Newsletter in/on it! Or hand your them to me at our meetings.

We would all love to see your ideas, thoughts and photos in upcoming newsletters!

President's Message

We've come to end of our 2023-2024 programs, and looking back I am so proud of all we have accomplished. Even more importantly, we have had so much fun along the way! We were finally able to come back to our permanent home here at the Joyce Fitzpatrick Senior Center, we had 8 new and wonderfully talented members who joined us this year, and in addition to our numerous activities and programs, we are gathering tonight to celebrate GSBQ's 40th Anniversary!

I know that like most of you, I am very grateful to those four women who established this Guild 40 years ago. Lil, Ronnie, Audrey and Gloria - you established what would become an important outlet for talented quilters, as well as providing for the comfort of thousands of recipients. May this guild go on for another 40+ years!

Tonight's meeting will be special in many ways. In addition to our usual fellowship of sweets and treats, you will also be given a 40th Anniversary Yearbook and some "goodies" reflective of our work here.

While compiling this commemorative Yearbook, I realized that **every single one of you** has helped out this year

in some way. Whether it was teaching a class, handing out meeting agendas or schlepping giant tables so we had places to sit, I was always so grateful for the selfless assistance you gave to make this the extremely successful and enjoyable guild that it is. Thank you so much for being the wonderful people you are.

Tonight we will be visited by a Newsday reporter and photographer who will be writing what I was told will be an extensive article in their upcoming Sunday, Act II section. Steve Flotteron, Suffolk County Legislator, will also attend to award us a Citation from the County in recognition for all we have done. How gratifying that the work we do is being celebrated in these ways. Congratulations to you all - well deserved!

Although I will be seeing some of you at our Program Committee meetings this summer, I wish you all a healthy and fun summer!

Happy Quilting!

Joan Dlouhy
President, GSBQ



A Message From Our Vice President

It's hard to believe we have come to the end of another year within the guild. There were so many opportunities throughout the year to gather and learn from one another not to mention the camaraderie we all enjoyed. None of this would have been possible without you, the members of this great guild!

Each and everyone of you have participated in some capacity to allow our meetings and workshops to flow smoothly. Your enthusiasm and support has made my job easier. I am grateful to everyone for your support, comments and suggestions. This has allowed me to grow individually and all of us as a unit. I am deeply appreciative for the time dedicated in completing the questionnaires. You offered great ideas to work with in planning for next year. As noted the program committee meets twice in the summer. If you are interested in participating, please contact me.

Again, my sincere thanks for all your support and guidance. Relax, stay healthy and enjoy the warmth of the summer sun!

Dawn Zaffuto
Vice President, GSBQ



Hospitality Committee Kudos

Mary Ann Leonard did a fabulous job making sure there was never a shortage of goodies at our meetings!

Thank you, Mary Ann, for making sure the refreshments were hot when needed, cold when required, and always delicious!

Ed. Note: It is never too early to sign up to bring in goodies!



Remember to bring your donation of non-perishable food to our meetings. We are collecting for United Veterans Beacon House in Bay Shore.

Founded in 1994 to help Veterans and their families ion Long Island, United Veterans Beacon House assists with

food, housing, medical services, and many other essential services necessary to help those that served our country.

Special thanks to Sarajeon for making sure these items get to their destination each month!

FOOD DRIVE



SAVE THE DATE!!!

Veterans Quilt Workshop



Saturday, September 23, 2023
(Date is subject to final confirmation)

Be sure to sign up for the workshop and pick up your cutting instructions at the June meeting. Full color instructions will be available online to those who sign up. The new labels designed and sewn by Gerrie will be ready and waiting at the workshop.


Remember Those Questionnaires?

They will be discussed at our June Meeting!

After the wonderful year of quilting we all experienced here as members of the Great South Bay Quilters, it is now up to each and every one of us to get involved and step up to help with programs, join committees, and generally pitch in when ideas, set-up assistance, and our presence is needed.

As the Guild celebrates 40 years of quilting and kinship, it is very fitting to reflect on the work of all the Officers and Committee Members who have been working diligently to make such programming possible.

Please consider signing up for the Program Committee Meeting. See Dawn Zaffuto!



Audrey's American Pie

Quilt Featured in 1991 Quilting Magazine
Wows Members at Our May Meeting

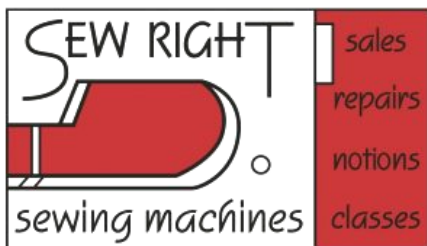
If you know Audrey Collins, you know she is an accomplished quilter who has perfected nearly every quilting pattern known...from appliqué to log cabin extravaganzas!

But you may not know that in 1991, Audrey's American Pie quilt appeared in an issue of Traditional Quiltworks Magazine!

She began the quilt at a workshop in 1989, and the 50" quilt was exhibited at the Quilters' Heritage Celebration in 1990. We were honored to view this stunning example of Audrey's meticulous work!



Audrey Collins began making "American Pie" (50" in diameter) in June Ryker's workshop given at the 1989 Quilters' Heritage Celebration. Audrey then exhibited this Log Cabin variation at the Quilters' Heritage Celebration the following year.



sales
repairs
notions
classes

223-20 Union Turnpike
Bayside, NY 11364
718.468.5858

www.sewright.com
Tue - Fri: 10AM - 6PM
Sat: 10AM - 5PM

NYC's and Long Island's only
multi-line dealer of:

baby lock[®]
BERNINA
brother
JUKI[®]
PFAFF
Husqvarna
VIKING

**WE ALSO OFFER THE
FOLLOWING:**

- Sewing and Embroidery Machines
- Multineedle Embroidery Machines
- Longarms
- Sergers and Overlockers
- Service and Repairs
- Machine Training
- Classes
- More than 2,000 Bolts of Quilting Cotton
- Pre-cut Fabrics
- Patterns
- Notions

Show us this ad
at your next in-
store visit for



No minimum purchase required May be applied to any regular priced items. Only ONE use per customer per day may be redeemed. Can not be combined with gift card redemption or gift card purchase. No cash value. No cash back.
Expires 12/31/23.

Mary-Ellen Ransom Trunk Show

I had an enormously fun time presenting some of my quilts during a trunk show at our meeting in May!

Believe me, it was certainly not out of a sense of ego, but an opportunity to finish 8 quilt tops that have been hanging out for, ermmm, years!

The month leading up to the meeting was a flurry of quilt tops, batting, binding, and mad runs to Joann's! One of my rules was to use as much from my stash as possible, but I cheated a bit by insisting all of the backs were single fabrics. While I must have 200 spools of thread in the house, I needed more yellow of all colors! The month was such a blur, I don't even know what I used that yellow thread for!

As I was searching through my fabrics, I came across some early projects I had started when I first began quilting, and brought them along, too. I went through a very traditional phase, and it seems I still prefer traditional patterns and shapes!

Thank you all for this wonderful opportunity to share my work, as well as your kind responses. And who would have guessed I've made FIVE Stack 'n Whack quilts!



— Deb Tucker's —
Studio 180
Design

Presented by Certified Instructor Deb

Our April meeting was a blur of beautiful quilts, design and technique tips and tricks, and the opportunity to purchase some wonderful tools to help turn ideas into reality!

Deb Kercheim, from Lynbrook, was joined by her sister to whisk out quilt after quilt in patterns with names like Whirling Lemoynes and Zig Zag Zany! There are tools, techniques, and patterns for infinite possibilities.

Deb herself was fun and knowledgeable, and definitely shared her enthusiasm for the designs she works with.

Check out the website for links to products, patterns, and even some free downloads: <https://deb-tuckers-studio-180-design.myshopify.com>.



By the Yard[®]

© 2022 Jennifer Lopez

NO ONE IS MORE MOTIVATED THAN A QUILTER WITH A BABY SHOWER TOMORROW!

YOU LITERALLY COULD HAVE STARTED THIS NINE MONTHS AGO!



Upcoming Quilt Shows

"Pieceful" Quilting on the Bluff

August 12-13, 2023
Forrence Recreation Center
Plattsburgh, NY

Labor of Love Quilt Show

Septembr 2-3, 2023
Johnson City Senior Center
Johnson City, NY

PA National Quilt Extravaganza

Septembr 14-17, 2023
Greater Philadelphia Expo Center
Oaks, PA

Kenan 2023 Quilt Show

November 3-5, 2023
Kenan Arena
Lockport, NY

Special Thanks To:

Susanne Pers, Dottie Christofor, Gerrie Fitzpatrick, Laura Knoell, Audrey Collins, Sandie Kowalchuk, Joan Dlouhy, Dawn Zaffuto, JoAnn Incalcaterra and all those who have submitted or shared their experiences and work, and have been so supportive of the Great South Bay Quilters newsletter!

Thank you to our advertisers, Sew Right Sewing Machines in Bayside, Patchworks Quilting in Sayville and North Shore Quilting and Fiber Art in Cold Spring Harbor for their support.

Remember, submissions are loved and appreciated, and you can email, text, call or hand me your stories, tips and hints, links, book and website recommendations, thoughts and photos!

The Milestones feature now includes not only weddings, births, engagements and awards, but also any accomplishments in sewing, quilting, life in general, or notes of appreciation.

A picture of a quilt in Milestones is a bonus!

Don't forget to send in recipes, your Special Sewing Someone, Rumors, or an introduction of yourself!

Email: mransom699@aol.com or Call: 631-859-0217

Quilters in the Kitchen!

Gerrie Fitzpatrick: Chicken Enchilada Casserole

Ingredients

1 can cream of chicken soup
1 4 oz. can green chilies
1 cup sour cream (light is OK)
2/3 cup milk
3 cups shredded sharp cheddar cheese
12 corn tortillas
1 tsp. garlic powder
2 tbs. dried chopped onion
Pepper to taste



Directions:

Prepare 4 cups shredded chicken however desired.

Preheat oven to 350° F.

In a bowl, combine the cream of chicken soup, sour cream, milk, chilies, and seasonings.

Cut 6 tortillas into 4 equal pieces (by cutting them in half twice).

Line the bottom of the baking dish with the tortilla pieces.

Put 2 cups (1/2) of the shredded chicken over the tortilla pieces.

Pour 1/2 of the sour cream mixture over the shredded chicken (smooth with a spoon, as needed).

Add 1/2 of the shredded cheese on top of the sour cream mixture.

Cut up 6 more tortillas into quarters and place them over the shredded cheese.

Repeat the layering process by adding the remaining chicken, then the remaining sour cream mixture, and the rest of the shredded cheese.

Cover with foil and bake for 40 minutes.

NOTE: Wonderful when served with Spanish rice, beans, guacamole (or slices of avocaaado), and even a fresh side salad.



Patchworks Quilting

We'll be winding a bobbin for you!

Your place for Inspiration!

299 Raft Avenue • Sayville, NY • 11782
(631) 589-4187 • www.patchworks.com
comments@patchworks.com



Birthday Greetings!!!

Hoping you all have wonderful birthdays this month, next month, and all through the summer.

Enjoy your special days!

June

Carol Garbarino, June 9

Joan Munro, June 24

Dawn Zaffuto, June 8

July

Lena Christie, July 1

Dottie Cristofor, July 6

Linda Duplessis, July 1

Sandy Maniscalco, July 26

Sarajeon Palese, July 31

August

Donna Belford, August 25

Providence Block, August 3

Cindy Carroll, August 31

Debbie DeVito, August 21

Mary Ekelund, August 22

September

Cathy Demmers, September 12

Mary Ann Leonard, September 13



The Perfect Coffee Cup!



Sandie Kowalchuk came across the most amazing cup for a quilter's morning coffee... especially after an evening of the dreaded, shall we say, reverse sewing?

Not many would dare interrupt a quilter with such a cup!

Posted on Quiltville's Open Studio Facebook page, similar mugs are available across the internet if you search "I'm holding a seam ripper mug" (in quotes)!

Looking for Your



Most of us know the mixed feelings we get when at an estate sale of person who was passionate about sewing. Laura Knoell submitted this story about how she honored one woman's love of sewing:

Recently I went to a sewing estate sale. The woman Carol who was an incredible seamstress for many many years recently passed away. She made clothing for all of her children and grandchildren: pajamas, coats, blankets and dresses, basically anything that we would buy. Her daughter was very emotional letting go of her mother's sewing room and a lifetime worth a fabric.

I knew as soon as I saw the chair that I wanted to redo it. I wanted to paint the

chair white and put pretty fabric on it. The fabric in the photo is also from Carol's fabric stash. The cushion does lift up and there is a great storage. I put Carol's name inside the chair. I want to dedicate this beautiful chair to her. I have given this chair a new life and it will remain in my sewing room and will cherish it forever. I also have enough of the fabric to make curtains for my sewing room. That will be my summer project.

Ed. Note: We are always on the lookout for thoughts to include here! Email whatever is on your mind to mransom699@aol.com!



North Shore Quilting
& Fiber Art

117 Main St. Cold Spring Harbor, NY 11724

631-479-4122

northshorequilting.com

[f](https://www.facebook.com/northshorequilting) [i](https://www.instagram.com/northshorequilting) [t](https://www.tiktok.com/@northshorequilting) info@northshorequilting.com

Book Nook

There are so many videos on free motion quilting, and books too! And so many of them make it look so easy...and frustrate beginners until they give up.

One of my all-time favorite books is called "Machine Quilting Solutions: Techniques for Fast & Simple to Award-Winning Designs" by Christine Maraccini.

What is so terrific about this book is that the author gives quilters permission to quilt on a simple level. Sure, she has lots of ideas for intricate and stunning free motion quilting designs. But more important to beginning quilters are the easier ideas for what she calls, "dragger" quilts...the ones that toddlers lug around with them for years...dragging them in mud, spilled chocolate pudding, even spaghetti sauce.

There are also examples of how to quilt a "keepsake" quilt...one for a special event or milestone, as well as "showstopper" quilting suggestions. And, of course she has general advice, as well as lots of photographs to illustrate the concepts.

More and more, I tend to look at donation quilts as an opportunity to learn and practice free motion quilting. Just learning the flow of your machine is fine. It only has to hold together the three layers...it doesn't have to have feathers, or rows and rows of echo quilting around each motif, or even THAT much quilting. The quilting only needs to make sure that quilt doesn't shift around while it is loved.

If you have always wanted to free motion quilt, but are afraid to just jump in, give this book a peek. You may find yourself having more fun than you expect!

Ed. Note: Have a book to recommend? Send an email with your suggestions to: mransom699@aol.com




Outta This World!

We've all heard of them, even if we don't admit to having any...the UFO of the quilt world (a.k.a. the Un Finished Object!!!)

Dottie Christofer was getting her projects organized for the summer. She had completed her UFOs, and was sorting out what to work on over the summer. She took a moment to pat herself on the back, and deservedly so. It seems her quilting year begins on July 1, and she spends the summer sewing on her commitments, so she gets them out of the way before the Guild starts up again in September. She even volunteers to bring a dessert in September so her Hospitality commitment is taken care of early! (Ed. Note: I spend the last night before our June meeting finishing off my Community Service project...)

As she went to file away the quilt patterns she had used, (she is neat AND organized!) she spied the box in the bottom photo on the right. Boy, was she miffed! She was so annoyed at having that wonderful feeling of accomplishment snatched away that she vowed NOT to touch those UFOs until...some other time!

Dottie was kind enough to share this story. And if ever there was a reason to believe in the evil eye, jinxing yourself, or pride goeth before a fall...the moral is clear! Never, ever, ever congratulate yourself without knocking on wood first!



Member's



Brother 1500 Nouvelle sewing machine. This machine was barely used as I only used it to quilt baby quilts on my mid arm size quilting frame. I'm not able to stand and use the frame anymore and am selling the machine and the frame. I will sell together or independently. Included: All original parts that came with the machine: all the original feet including a free motion foot and walking foot. Over a dozen bobbins plus: screwdriver, knee lift rod, long extension table, foot pedal and cords, manual. Asking \$400 (orig. \$800). The Handi-Quilt frame is able to do up to 72-inch wide quilts and comes with the Handi helper handles and the sliding table. It also had the bars reinforced so it can handle heavier quilts. Asking \$150 for the Handi Quilter set up and \$30 for the table. If you are interested, in the whole set up Machine, Handi-Quilter and Table I will let it go for \$550. Gerrie Fitzpatrick 516-398-2096

Viking Platinum 16 sit down, long arm quilting machine. Excellent condition. Also includes large quilting table made especially for machine, TruStitch stitch regulator (never used, still in box), external bobbin winder, large capacity bobbins, thread stand, numerous spools of thread and numerous quilting rulers. \$4200. See Joan Dlouhy

Sew Steady Extension Table for Brother VM5100 DreamCreator. 24" x24". Excellent condition. \$65.

See Joan Dlouhy

1915 Singer Treadle Sewing Machine with accessories \$200.

See or call Audrey
631-581-8749

Husqvarna Viking Designer Topaz I bought it from SewRight Sewing store as used but I have never used it. It is sewing and embroidery. \$800

See Dawn Zaffuto

Singer Featherweight Centennial \$500 Excellent condition and runs beautifully. Scroll face, shiny, clean, and case is great too.

See Anita Hayes
516-965-3436

Lots of Yarn for Sale: Too many to list individually, but includes Bernat Yarnspirations, Red Heart Super Saver, Premiere Serenity Chunky, Lion Brand Hometown and Heartland, Caron Simply Soft. Lots range from single skeins to groups of 12, 15, even 24 skeins per color. Prices are also variable from \$1.50 - \$4.00 each.

See Joann Ciocia

Singer Featherweight Black 221 Sewing Machine with case, from a non-smoking house. It is dated according to the featherweight chart to be February 20, 1952. It is in excellent condition and it has been tuned up by The Riverhead Sewing & Vacuum Store. The receipt is available for you to view. The machine is a beauty and runs perfectly. It has its original bakelite electric power cord which is very flexible and its original bobbin case. It also comes with 4 bobbins and some needles and a straight stitch foot. It really shines. The gold is bright and shiny. The carrying case is in good condition with just a few scratches and rub marks on it and one corner is worn a little and the other 3 just have rub marks. It has no odor or smell at all. The handle is sturdy and the locks open and close, however the key is missing. Asking \$475 to a GSBQ member.

See Gerrie
516-398-2096
Irishgg123@gmail.com

To place an ad here in **Member's Marketplace**, just email your item for sale to mransom699@aol.com, along with your contact info. You may also give a written copy to Mary-Ellen at a meeting. Buyers must contact sellers directly. This is a FREE service for members. Next deadline will be in October, 2023.

Congratulations Great South Bay Quilters

40
YEARS

A celebratory image featuring two champagne flutes clinking together. A large splash of champagne is captured mid-air, forming a heart shape behind the central text. The champagne is a golden-yellow color with visible bubbles. The entire scene is set against a white background and framed by an ornate, gold-colored border with intricate floral and scrollwork patterns.

***Here's to another
40 years of
service, creativity,
and friendship!***

