

Great South Bay Quilters Guild Newsletter



October, 2023 • Volume 40 • Issue 1

P.O. Box 5, Islip NY 11751

Mission Statement:

The Great South Bay Quilters' Society, Inc. is a non-profit organization dedicated to furthering an interest in quilting, encouraging the preservation of our quilt heritage, and offering year round instructional opportunities for its members.

Club Officers:

President	Joan Dlouhy
Vice President	Dawn Zaffuto
Recording Secretary	Olive Archer
Corresponding Secretary	Susanne Pers
Treasurer	JoAnn Incalcaterra

Committee Members:

Community Service Coordinator	Donna Muoio
Facilities	Joan Dlouhy
Historian	Dottie Christofor and Debbie DeVito
Hospitality	MaryAnn Leonard
Immediate Past President	Carol Kollmer
Membership	Cindy Carroll
Name Tag	Rose Alvarado
Newsletter	Mary-Ellen Ransom
Raffle	Stephanie Conley
Website	Joan Dlouhy

Newsletter Submissions:

Please feel free to email your thoughts, pictures, favorite links to quilting and fabric websites, recipes, etc., to mransom699@aol.com. It would be great if you put GSBQ Newsletter in/on it! Or hand your them to me at our meetings.

We would all love to see your ideas, thoughts and photos in upcoming newsletters!

President's Message

Dear GSBQ Members,

I am very happy to welcome you all back to another exciting year at GSBQ!! A very special warm welcome is extended to our NINE new members: Karen, Allison, Joan, Sharon, Merle, Nancy, Diane, Mary and Christine. We are so happy to have you join us and look forward to getting to know each and every one of you. I think you will find our group to be a caring and fun community of fabric enthusiasts. To our returning members...please introduce yourself to our newcomers, as we all remember what it was like to be the "new kid on the block."

Last year was a very successful year, as we certainly did rebound from the covid pandemic in returning to our permanent home here at the Fitzpatrick Senior Center. We provided wonderful opportunities for growth in our quilting skills, donated hundreds of "Bountiful Bags" during the holidays, created beautiful works of art through our quilts that were

donated to those in need, and had an outstanding and memorable 40th Anniversary Celebration in June.

As can be seen from the calendar handed out last month, we have many members who have stepped up in volunteering to teach, demo, and/or present our various activities. If you have not yet volunteered to help out with the many activities and chores that need to be done, I urge you to take a more active role. We are only as good as our members, and I know that you all have numerous talents that can be shared with our group. In January, we will be presenting a list of officer and committee positions that will be available for the 2024-2026 term. Please consider volunteering for one of these positions.

Happy Sewing,

Joan Dlouhy
President, GSBQ



A Message From Our Vice President

Welcome back to all our guild members as we begin another exciting year. What a surprise and pleasure to see so many new faces. I am sure they have exceptional talents and ideas that will surface throughout the year!

A special thank you to everyone who participated in planning our program for this year. Many new people stepped up to volunteer which led to very insightful meetings.

You may wonder how we plan for the year. First we give questionnaires to the members requesting their input. In the summer the planning committee meets twice. We then take the data and formulate a program for the following year.

In September I gave a quick snapshot of the events forthcoming. For new members this might have appeared confusing. Please do not hesitate to request clarification. Each month I will go over what is planned for the following month.

As program chairperson I value your input and encourage everyone to stay involved and attend the workshops.

Dawn Zaffuto
Vice President, GSBQ



GSBQ Meeting Dates: 2023-2024

All meetings will be held at the
Joyce Fitzpatrick Senior Center
Brookwood Hall, Irish Lane, East Islip NY

Date	Time	Type
Wednesday, October 18, 2023	6:30-9 p.m.	Meeting
Saturday, October 21, 2023	9 a.m. -4 p.m.	Baby Quilt Workshop
Wednesday, November 15, 2023	6:30-9 p.m.	Meeting
Wednesday, December 20, 2023	6:30-9 p.m.	Meeting
Wednesday, January 17, 2024	6:30-9 p.m.	Meeting
Saturday, January 20, 2024	9 a.m. -4 p.m.	Scrap Quilt Workshop
Wednesday, February 21, 2021	6:30-9 p.m.	Meeting
Saturday, February 24, 2024	9 a.m. -4 p.m.	Lap Rope Workshop
Wednesday, March 20, 2024	6:30-9 p.m.	Meeting
Saturday, March 23, 2024	6:30-9 p.m.	Quilt Camp
Wednesday, April 17, 2024	6:30-9 p.m.	Meeting
Wednesday, May 15, 2024	6:30-9 p.m.	Meeting
Wednesday, June 19, 2024	6:30-9 p.m.	Meeting

Special Thanks To:

Sharon Stonebridge, Mary Trapanese, Stephanie Garite, Sarajeon Palese, Donna Muoio, Christine Nardone, Joan Dlouhy, Dawn Zaffuto, Dottie Christofor, Susanne Pers, Olive Archer, and all who shared their experiences and work, and have been so supportive of the Great South Bay Quilters newsletter!

Ed. Note: For this issue, I invited our new members to submit articles for the newsletter, and am thrilled to feature submissions by them this month! What a wonderful way to get to know them a little better!

Remember, submissions are always loved and appreciated, and you can email, text, call or hand me your stories, tips and hints, links, book and website recommendations, and photos!!! mransom699@aol.com or 631-859-0217.

2023-2024 GSBQ Quilting Challenge



Bee Yourself

Be sure to be at the October meeting, where Olive Archer will reveal the 2023-2024 GSBQ Quilting Challenge fabric! You can sign up, too! All are welcome and encouraged to participate!

Categories:

- 1. Baby or Child Quilt:** Take this opportunity to do your Community Service Quilt! Minimum size: 36" x 40".
- 2. Wall Hangings:** Needs to include at least one word in the quilt. Word and/or words may be pre-printed on fabric, embroidered, painted, or appliquéd or fused. Minimum size is 18" x 24".
- 3. Bags:** Tote bags and purses.
- 4. Precision Block:** You will be given a pattern for a block. You choose the additional colors, and sew it together. Your block will be judged on size, points, stitching and alignment. It is a challenge everyone should try!
- 5. Table decor:** Place mats, table runners, table toppers, free-standing bowls, etc.
- 7. Other:** If what you want to create isn't listed above, this is the place for it! You never know what quilters will come up with when they are inspired by fabric!
- 8. New Quilters Only:** A category just for less experienced quilters. You may enter any project you like from the above categories. All entries will be awarded at least an Honorable Mention.

You can collect your entry fabric at the December meeting or make arrangements to pick it up!
Any questions, contact Mary-Ellen or Olive.

By the Yard™

© 2023 Jennifer Lopez



Sewing Pillowcases & Collecting Journal Books & Pens for Teens & Soft Books For Babies & Toddlers For November Meeting!



Once again our GSBQ members will turn into little elves, this time to make as many pillowcases to fill with books and journal supplies to be donated for children and teens experiencing bereavement.

The project will be discussed during our October meeting. Members are encouraged to focus on teens.

Please bring your sewing supplies to our **NOVEMBER** meeting, and the finished pillowcases filled with books/pens and tied with a ribbon to the **DECEMBER** meeting.

This is an especially rewarding and appreciated project, and we expect to be very productive as usual!

Remember to bring your donation of non-perishable food to our meetings. We are collecting for United Veterans Beacon House in Bay Shore.

Founded in 1994 to help Veterans and their families ion Long Island,

United Veterans Beacon House assists with food, housing, medical services, and many other essential services necessary to help those that served our country to "assist in the journey toward fruitful independence."

FOOD DRIVE



Community Service Coordinator News



After many years and hundreds of donated quilts sent merrily on their way to new homes, Donna Ketcham is stepping down as Community Service Coordinator. Donna has always lovingly made sure all of the Great South Bay Quilters donation quilts have been delivered to the many organizations we supply, and we are all tremendously grateful for her hard work and dedication. Thank you, Donna!

Not to worry, Donna Muoio has graciously stepped up to be the next Community Service Coordinator. Let's all give her a warm welcome by turning our quilts in on time!

Looking for Your Thoughts



While Olive and I were chatting at the Veterans Quilt workshop, we thought about what defines a beginning quilter. A person can have been quilting a little bit over many years, but still feels unsure regarding design and technique.

Some quilters have their technique down after years of practice, but may feel unfulfilled when it comes to design.

We are all on a journey, and there is always something new to learn. Speak up if you need help, and offer to teach if you have skills to enlighten us!

Please feel free to send in subjects you would like to share your thoughts on, or invite the thoughts of others!



North Shore Quilting
& Fiber Art

117 Main St. Cold Spring Harbor, NY 11724

631-479-4122

northshorequilting.com

f @ t e info@northshorequilting.com

Favorites on the Internet

From Christina Nardone: When I first saw Mary-Ellen's request for me I thought I'm in trouble! What do I use on the Internet? What I figured out was I use it more than I thought, and not to just look up an actor on some show to see how old he is. One of my favorite websites is SeatGeek.com. While it has nothing to do with quilting, it is a great resource to buy tickets for Sports, Music and Shows. All tickets are on sale and are priced lower than the ticket price. Living on Long Island is only a train ride into Manhattan and Broadway is a short walk from Penn Station. I love musicals, since April of this year I've seen four plays, "Camelot", the music reminded me of the music my mom had playing on Saturday mornings! "Sweeney Todd", Josh Groban's voice alone was worth the price of admission and Annaleigh Ashford's comedic timing was perfect! The "Book of Mormon", was so funny I would see it again because I was laughing so hard I know I missed parts of it. And last but not least was "& Juliet", the pop music was perfect for putting a spin on the question, "What if Juliet lived?"

While I use this website primarily for plays, it's great for getting tickets to sports events and concerts that are less expensive than you would normally pay and great seats.

My other favorite website is VeryPink.com again not a quilting source but a knitting source. It is very informative resource and Staci Perry is a great teacher whether you are just starting to knit or an experienced knitter who has a question on something.



Since starting this article I did google "quilting shows on PBS." I think I'm going to start there and see where it leads, while it's not the internet I'm sure it will

show me many places to start. (Photo from VeryPink.com)

Ed. Note: Thank you so much, Chrissy! After all, quilters do not live by fabric alone! Inspiration must come from somewhere, and I definitely see how yarn can inspire a quilt!

Please send your suggestions for links or sites on the world wide web to mransom699@aol.com so we can share them in our next newsletter.



My Special Sewing Someone

What a wonderful submission from one of our new members! Quilting is a special gift, even more special when you share it with someone in your own family. Per Mary Trapanese:

My 23 year old son, Timothy was my inspiration to quilt. I have had a sewing machine for nearly 30 years. I would occasionally pull it out of the closet to hem or repair something. My son majored in theatre technology at Suffolk Community College. His major required him to take costume craft. He mostly used the sewing machines at school but asked to use mine to get ahead of his homework.

The following fall, knowing the basics, he made his own costume. He quickly followed with his first quilt. He watched YouTube tutorials, ordered a few charm packs, and was on his way

After seeing his creation, I decided to try my hand at it. He shared what he had learned and helped me get started and will occasionally help me thread a needle.

We are both working on our next quilts and are in competition for machine time.

Thank you, Mary, for sharing your story of inspiration from a surprising source! His quilt is beautiful!


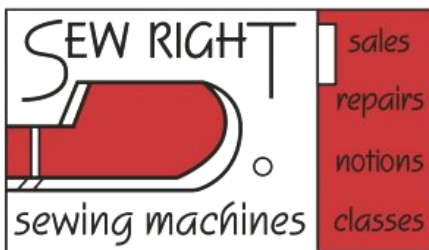


Photo of her son, Timothy, and his amazing first quilt courtesy of Mary Trapanese.



223-20 Union Turnpike
Bayside, NY 11364
718.468.5858

www.sewright.com
Tue - Fri: 10AM - 6PM
Sat: 10AM - 5PM

NYC's and Long Island's only
multi-line dealer of:

baby lock[®]
BERNINA
brother
JUKI[®]
PFAFF
Husqvarna
VIKING

**WE ALSO OFFER THE
FOLLOWING:**

- Sewing and Embroidery Machines
- Multineedle Embroidery Machines
- Longarms
- Sergers and Overlockers
- Service and Repairs
- Machine Training
- Classes
- More than 2,000 Bolts of Quilting Cotton
- Pre-cut Fabrics
- Patterns
- Notions

Show us this ad
at your next in-
store visit for



No minimum purchase required. May be applied to any regular priced items. Only ONE use per customer per day may be redeemed. Can not be combined with gift card redemption or gift card purchase. No cash value. No cash back. Expires 12/31/23.



First Ladies of the United States Block of the Month

We are very excited to introduce the first block for this quilt at our meeting on October 18th. The blocks for this quilt were carefully selected to ensure that everyone who participates will be able to complete them regardless of skill level.

The first ladies of the United States were very instrumental in setting the tone of the White House during their tenures as first lady. Very often their responsibilities centered around entertaining and charitable endeavors. Each first lady we have included in this quilt was a strong personality who positively contributed to the success of the president to whom they were married.

We're looking forward to a fun and creative year ahead and hope you will join us in creating this beautiful quilt to your collection.

Submitted by Sarajeon Palese and Donna Muoio



Patchworks Quilting

We'll be winding a bobbin for you!

Your place for Inspiration!

299 Raft Avenue • Sayville, NY • 11782
(631) 589-4187 • www.patchworks.com
comments@patchworks.com

Reminder for GSBQ Workshop Teachers, Presenters and All Members

Please note:

Any and all materials to be distributed to the membership must not violate any copyright infringement laws. This includes but is not limited to: graphs, text descriptions, charts, pictures, diagrams, etc. Any pattern used by a workshop teacher or member presentation must either be purchased by each participant or have a minimum of five changes to the original pattern, including the name of the pattern. Materials must be retyped, diagrams and graphs redrawn, pictures retaken. This is of the utmost importance as the guild will be held financially liable for any materials copied without permission.

This also includes "free" patterns on the internet, as oftentimes there is a disclaimer on those patterns that specify they are not to be copied and distributed, rather that each individual must access the website and download the pattern themselves. If you need help retyping or drawing any information, please advise the officers and we will be more than happy to help you achieve this.



Milestones: Ready for a Change!




Alarm set, meetings to attend, deadlines to meet → relaxation, executing bucket list items, enjoying life. Retirement has arrived!

Having worked remotely for 20+ years, long before remote work was "a thing", meeting with local customers in person and virtually, colleagues dispersed across the nation, and navigating 4 layoffs, searching, interviewing and landing 5 new jobs in the past 5 years prompted my desire to move to the next life event: Retirement - which presents differently in this scenario. No party nor memento to signify this milestone, no goodbyes, no tears.

Since I retired early, many have told me I am too young to "just stay home". It is my inclination to stay active, offer my skills and talents and to continue to give back to my community. I'm spending my newfound free time babysitting for a neighbor, transitioning from a sales career to becoming a substitute teacher, making pillow cases for Ryan's Cases for Smiles, constructing baby quilts for Lutheran Social Services, volunteering for St John's Lutheran Church food pantry and completing projects I've started, which provides me with joy and fulfillment as I enter this new stage of life.

by Sharon Stonebridge



Great South Bay Quilters 40-Year Celebration

What a wonderful evening! Islip Town Supervisor Angie Carpenter presented a Citation to GSBQ President Joan Dlouhy, and the Guild also received a Proclamation from County Legislator Steve Flotteron. All admired the room decorated from top to bottom with years of quilting by our members. A special, commemorative Program including all our members was

beautifully created by Joan and given as a keepsake to all the members, along with some scrumptious goody bags. We enjoyed some of the yummiest cupcakes ever, arrived home to see a video of our meeting on News 12, and a place in Newsday in Sunday's Act 2! What more could be hoped for except another 40 years of creativity, quilting, and companionship!



Great South Bay Quilters 40-Year Celebration

When Joan put out the call to the members to bring quilts and quilting tools, the Great South Bay Quilters did not disappoint! Wall-to-wall quilts made a

beautiful backdrop to a talented group complete with some original members from 40 years ago! It was an absolutely magical evening that was enjoyed by all!



Stephanie's Dear Jane Quilt

You never know when you will get an opportunity to put something exceptional in our newsletter. At the Veterans Quilt workshop, Stephanie Garite told me about her inspiration to make her own Dear Jane quilt. Per Stephanie:

The darker quilt was created by Jane A. Stickle in 1863 and was hanging in the Bennington Museum under glass several years ago. Just had to take a picture of it!

I hand-pieced the lighter one during the years 2007 through 2016 in colors that would go well with my bedroom. I was not as adventurous to finish the border elaborately as Jane did, but the off-white does compliment my color scheme. Kim Young used her long-arm to quilt it for me and it has been on my bed these last seven years; loving it as much as ever.

Thank you for sharing your beautiful work, Stephanie!
Of course you must bring it in so we can see it in person!



Member's



Brother 1500 Nouvelle sewing machine. This machine was barely used as I only used it to quilt baby quilts on my mid arm size quilting frame. I'm not able to stand and use the frame anymore and am selling the machine and the frame. I will sell together or independently. Included: All original parts that came with the machine: all the original feet including a free motion foot and walking foot. Over a dozen bobbins plus: screwdriver, knee lift rod, long extension table, foot pedal and cords, manual. Asking \$400 (orig. \$800). The Handi-Quilt frame is able to do up to 72-inch wide quilts and comes with the Handi helper handles and the sliding table. It also had the bars reinforced so it can handle heavier quilts. Asking \$150 for the Handi Quilter set up and \$30 for the table. If you are interested, in the whole set up Machine, Handi-Quilter and Table I will let it go for \$550. Gerrie Fitzpatrick 516-398-2096

Viking Platinum 16 sit down, long arm quilting machine. Excellent condition. Also includes large quilting table made especially for machine, TruStitch stitch regulator (never used, still in box), external bobbin winder, large capacity bobbins, thread stand, numerous spools of thread and numerous quilting rulers. \$4200. See Joan Dlouhy

Sew Steady Extension Table for Brother VM5100 DreamCreator. 24" x24". Excellent condition. \$65.

See Joan Dlouhy

1915 Singer Treadle Sewing Machine with accessories \$200.

See or call Audrey
631-581-8749

Husqvarna Viking Designer Topaz I bought it from SewRight Sewing store as used but I have never used it. It is sewing and embroidery. \$800

See Dawn Zaffuto

Singer Featherweight Centennial \$500 Excellent condition and runs beautifully. Scroll face, shiny, clean, and case is great too.

See Anita Hayes
516-965-3436

Lots of Yarn for Sale: Too many to list individually, but includes Bernat Yarnspirations, Red Heart Super Saver, Premiere Serenity Chunky, Lion Brand Hometown and Heartland, Caron Simply Soft. Lots range from single skeins to groups of 12, 15, even 24 skeins per color. Prices are also variable from \$1.50 - \$4.00 each.

See Joann Ciocia

Singer Featherweight Black 221 Sewing Machine with case, from a non-smoking house. It is dated according to the featherweight chart to be February 20, 1952. It is in excellent condition and it has been tuned up by The Riverhead Sewing & Vacuum Store. The receipt is available for you to view. The machine is a beauty and runs perfectly. It has its original bakelite electric power cord which is very flexible and its original bobbin case. It also comes with 4 bobbins and some needles and a straight stitch foot. It really shines. The gold is bright and shiny. The carrying case is in good condition with just a few scratches and rub marks on it and one corner is worn a little and the other 3 just have rub marks. It has no odor or smell at all. The handle is sturdy and the locks open and close, however the key is missing. Asking \$475 to a GSBQ member.

See Gerrie
516-398-2096

Irishgg123@gmail.com

To place an ad here in **Member's Marketplace**, just email your item for sale to mransom699@aol.com, along with your contact info. You may also give a written copy to Mary-Ellen at a meeting. Buyers must contact sellers directly. This is a FREE service for members. Next deadline will be in October, 2023.



BLOCK PARTY GSBQ STYLE



Participating in a GSBQ workshop is wonderful on so many levels! The company, the support, and sometimes even the batting! Seriously, when I volunteered to teach the Veterans Quilt Workshop, I had a very selfish

motive: for ONCE I was going to finish my Community Service on time!!! Thank you to all the quilters who participated...it is always amazing to see how one pattern can turn into so many different quilts!

Mary-Ellen Ransom



